
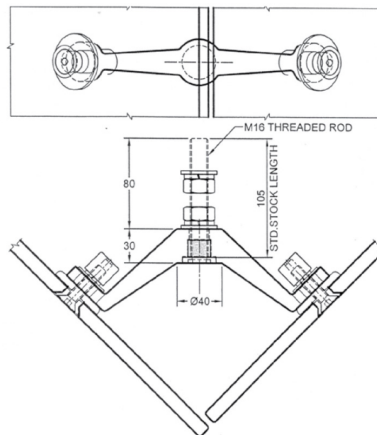


FRAMELESS GLASS PIVOT DOOR HARDWARE

446/2M/90°



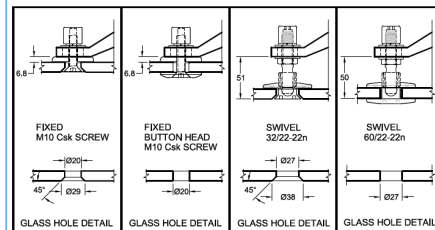
Product Image



Dimensions

GLASS FIXING OPTIONS
STANDARD

3 OPTIONS



Glass Preparation

DETAILS

Heavy Duty Spider

- Standard with M10 Countersunk fixing or the 3 other options shown
- Larger glass preparation diagrams on page 3.8k
- Specify glass thickness and fixing type
- If you are unsure what to order please email manufactured@mfgs.com.au

FINISHES

- Polished
- Satin

Base material: 316 Stainless Steel