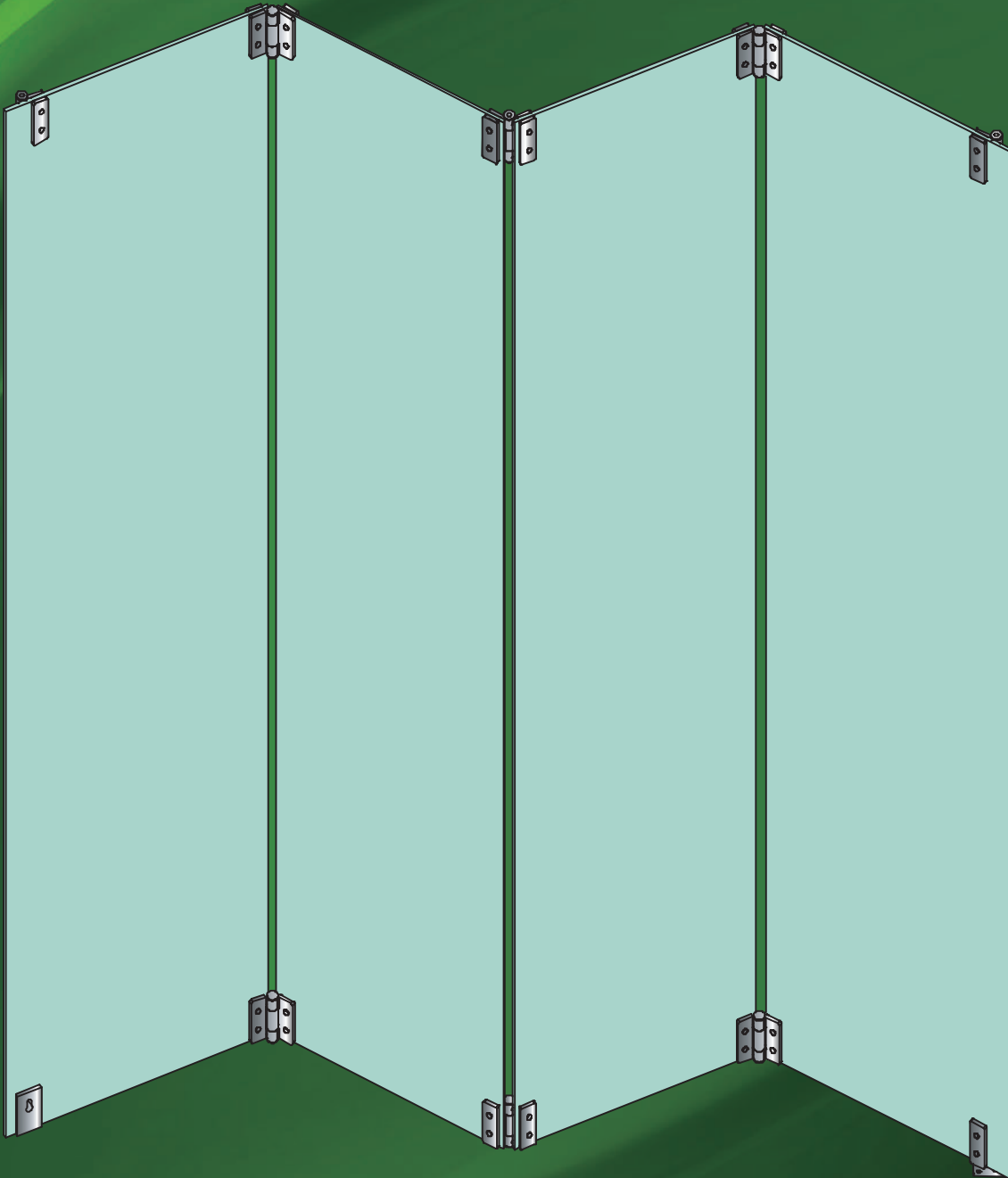


GCC




Sliding And Folding Wall System

Patch Fitting Type(SFW-PF)

No Bottom Guide Required!

In recent years, the issue of dividing a room has been the main discussion point by many people. With many strict tests, **GCC** Sliding And Folding Wall System - Patch Fitting Type gives a sheer quality and a solution for people who are looking for a clear and transparent vision with a minimum parking space.



It is applicable to many locations such as Convention Centers, Retail and Mall shop fronts, Restaurants, Commercial and Domestic rooms division use. We especially focus on " the comfort" when operating the system.

With this system you don't need to install a bottom track or guide, as it requires minimal effort to fold/retract the glass panels via the top track only.

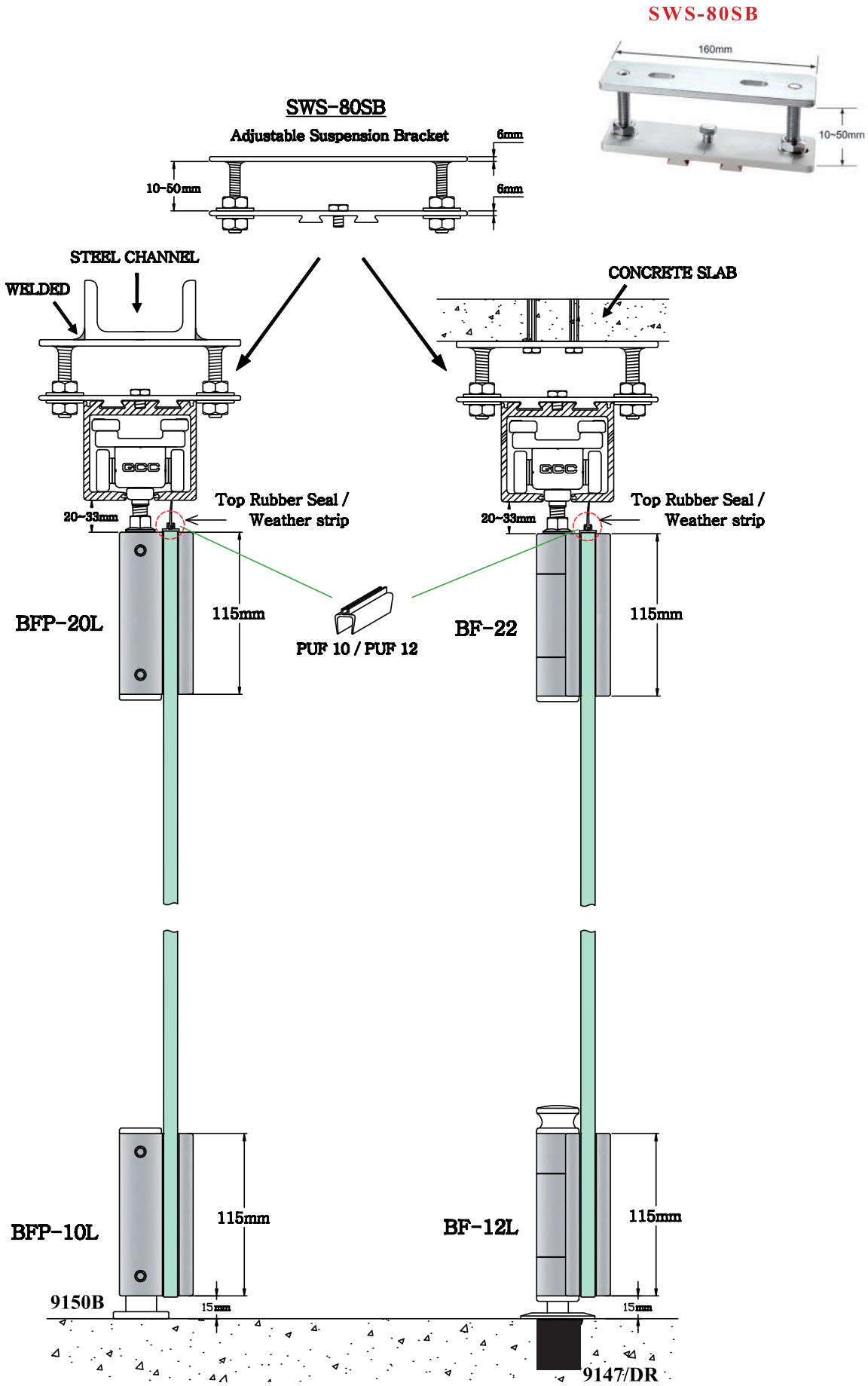
The concealed bearing design of the hinge does not allow any dirt or foreign objects in, allowing for a smooth and effortless operating system.

Specification for SFW-PF system (per panel)			
Maximum Width	Maximum Height	Maximum Weight	Glass Thickness
800mm	3 meters	70 kgs	10mm to 12mm

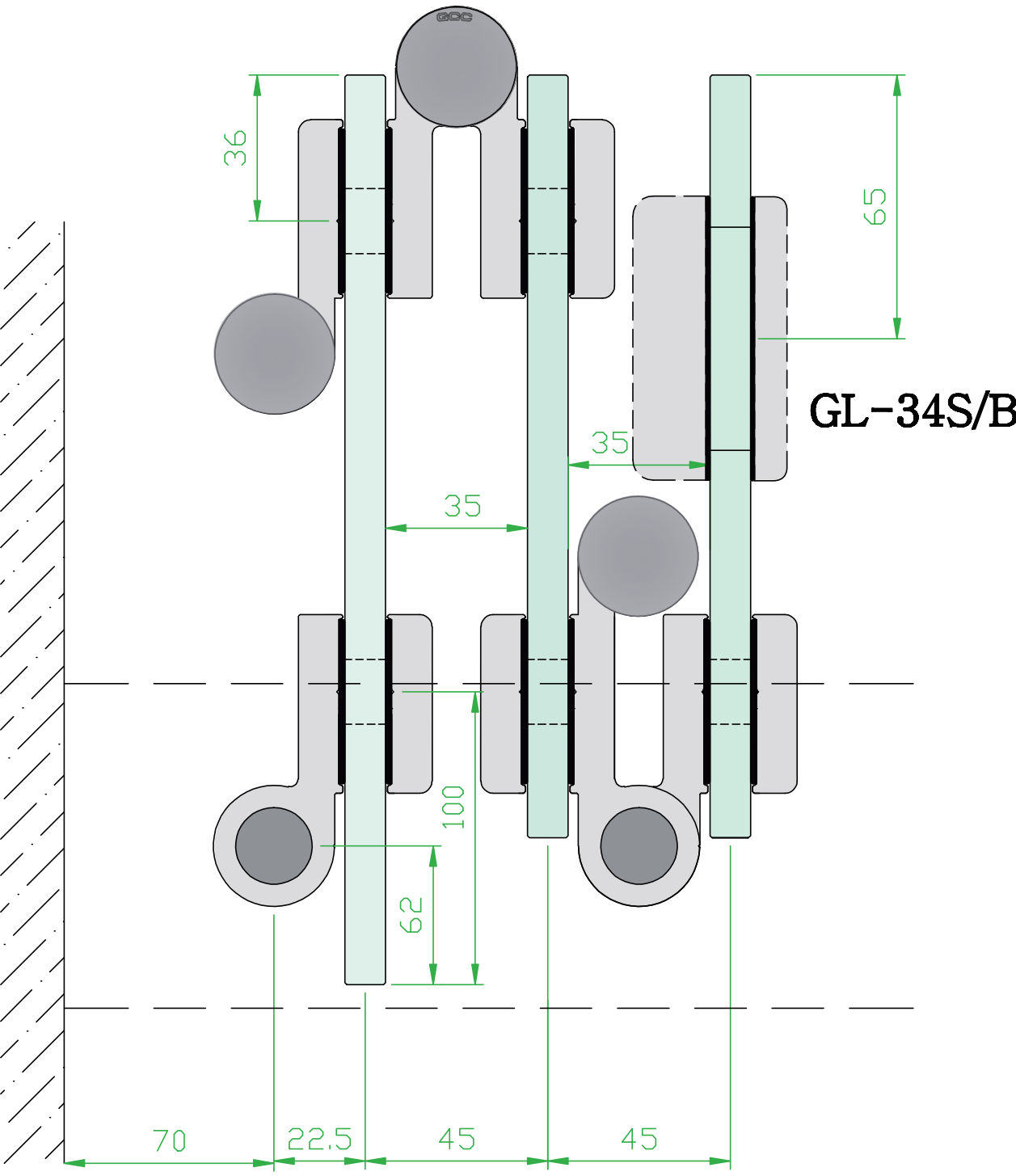
Sliding And Folding Wall System Patch Fitting Type(SFW-PF) Applications

- Convention Centers
- Retail Outlets
- Mall and shop fronts
- Restaurants
- Domestic rooms

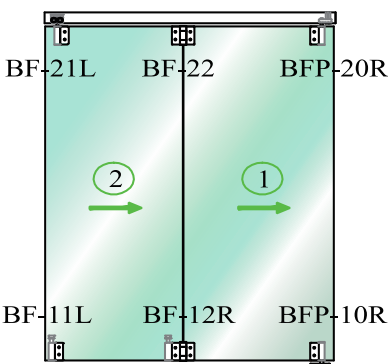
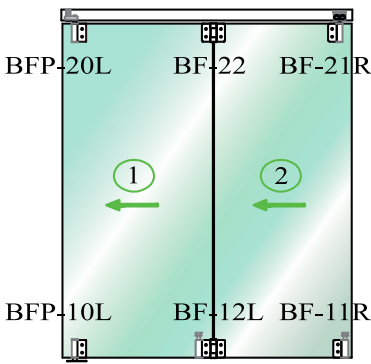




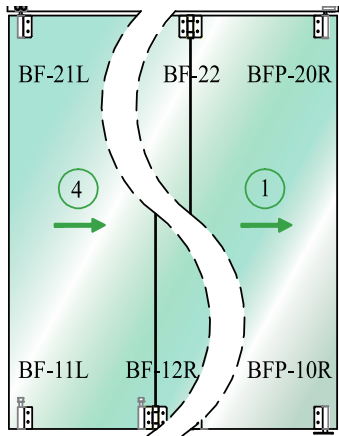
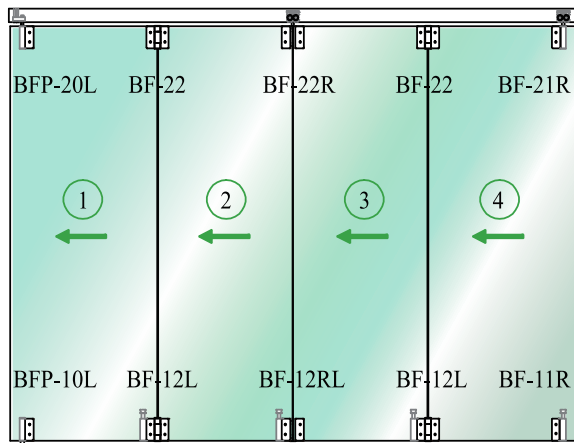

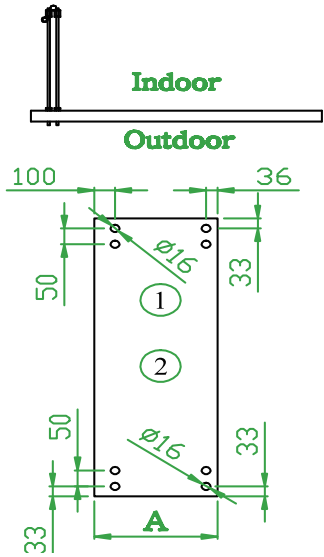
SFW-PF System Top View



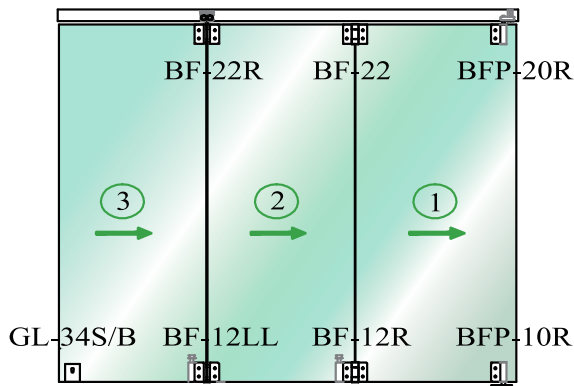
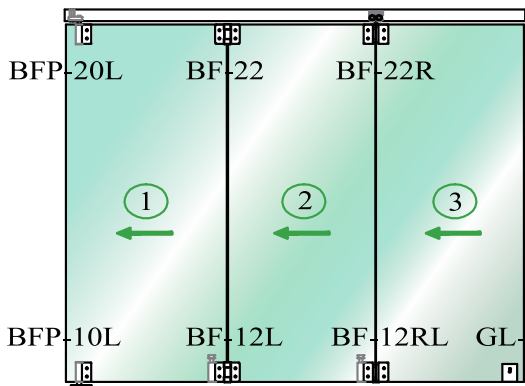
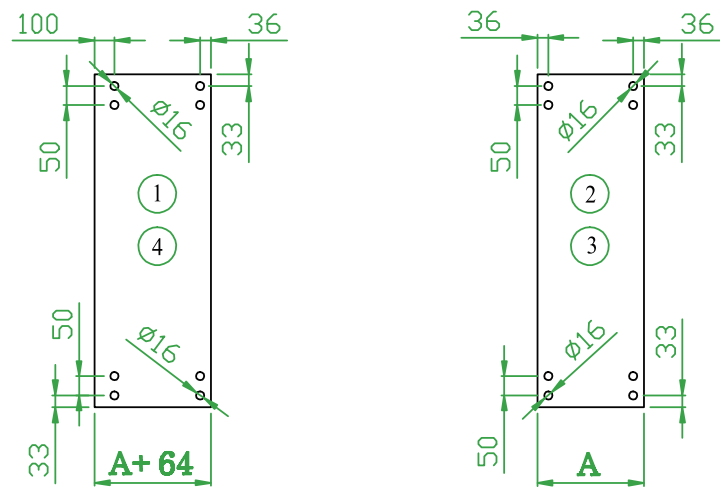
GCC SFW-PF Technical Information



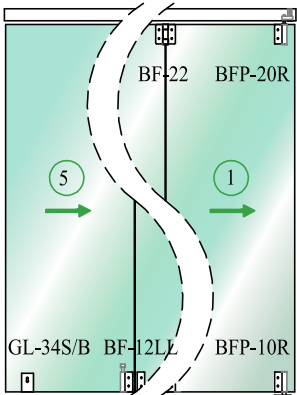
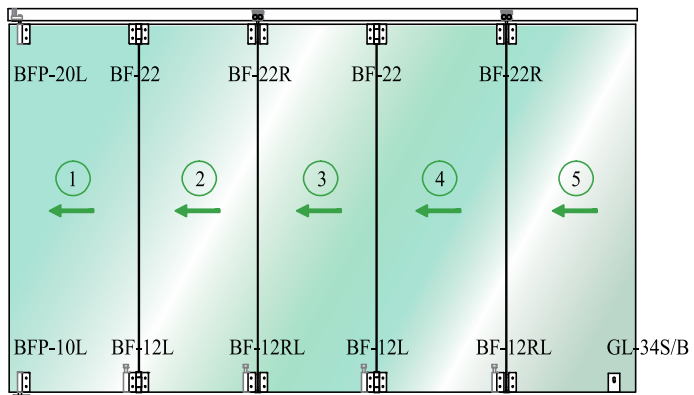
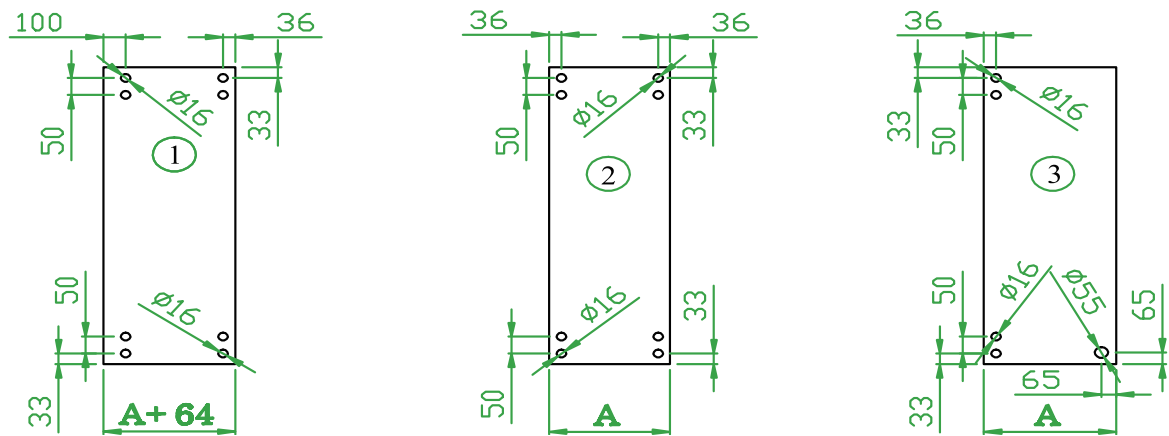
2 panels



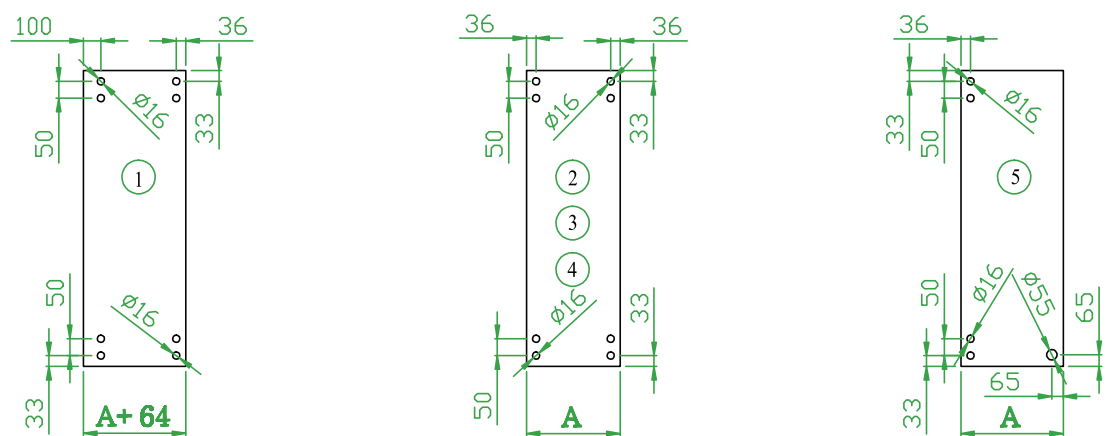
4 panels

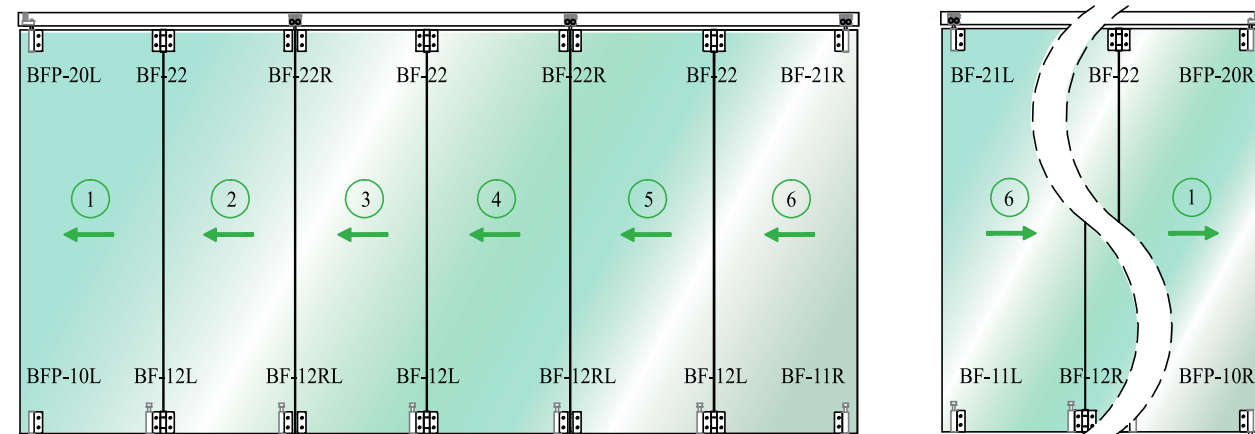


3 panels

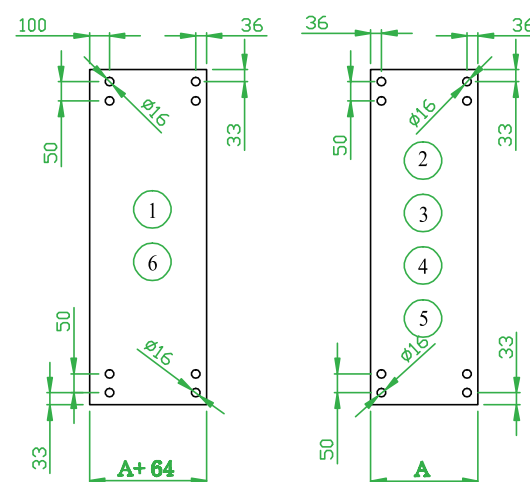


5 panels





6 panels



Ordering Code For The Folding Inward application

BF-PL
(base panel at left)

BFP-20L、SWS-80TC、BFP-10L、9150B

BF-C
(connect)

BF-22、BF-12L、9147/DR

BF-R
(roller hanger)

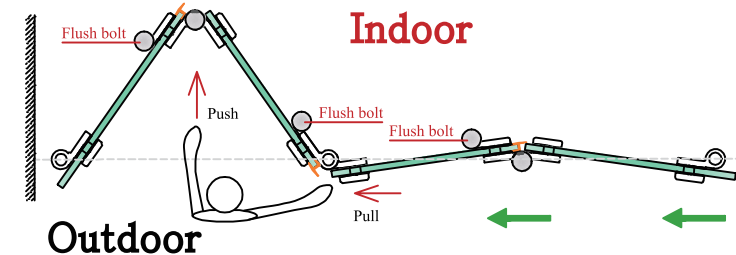
BF-22R、BF-12RL、Roller hanger、9147/DR

BF-ER
(end right)

BF-21R、BF-11R、Roller hanger、9147/DR

BF-OL
(odd no. last panel)

GL-34S/B、9125ST、9147/DR



BF-PR
(base panel at right)

BFP-20R、SWS-80TC、BFP-10R、9150B

BF-CR
(connect)

BF-22、BF-12R、9147/DR

BF-RR
(roller hanger)

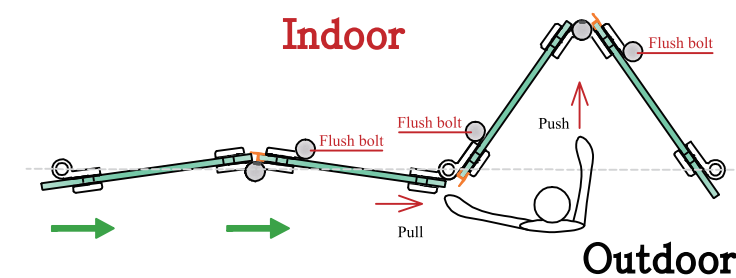
BF-22R、BF-12LL、Roller hanger、9147DR

BF-EL
(end left)

BF-21L、BF-11L、Roller hanger、9147/DR

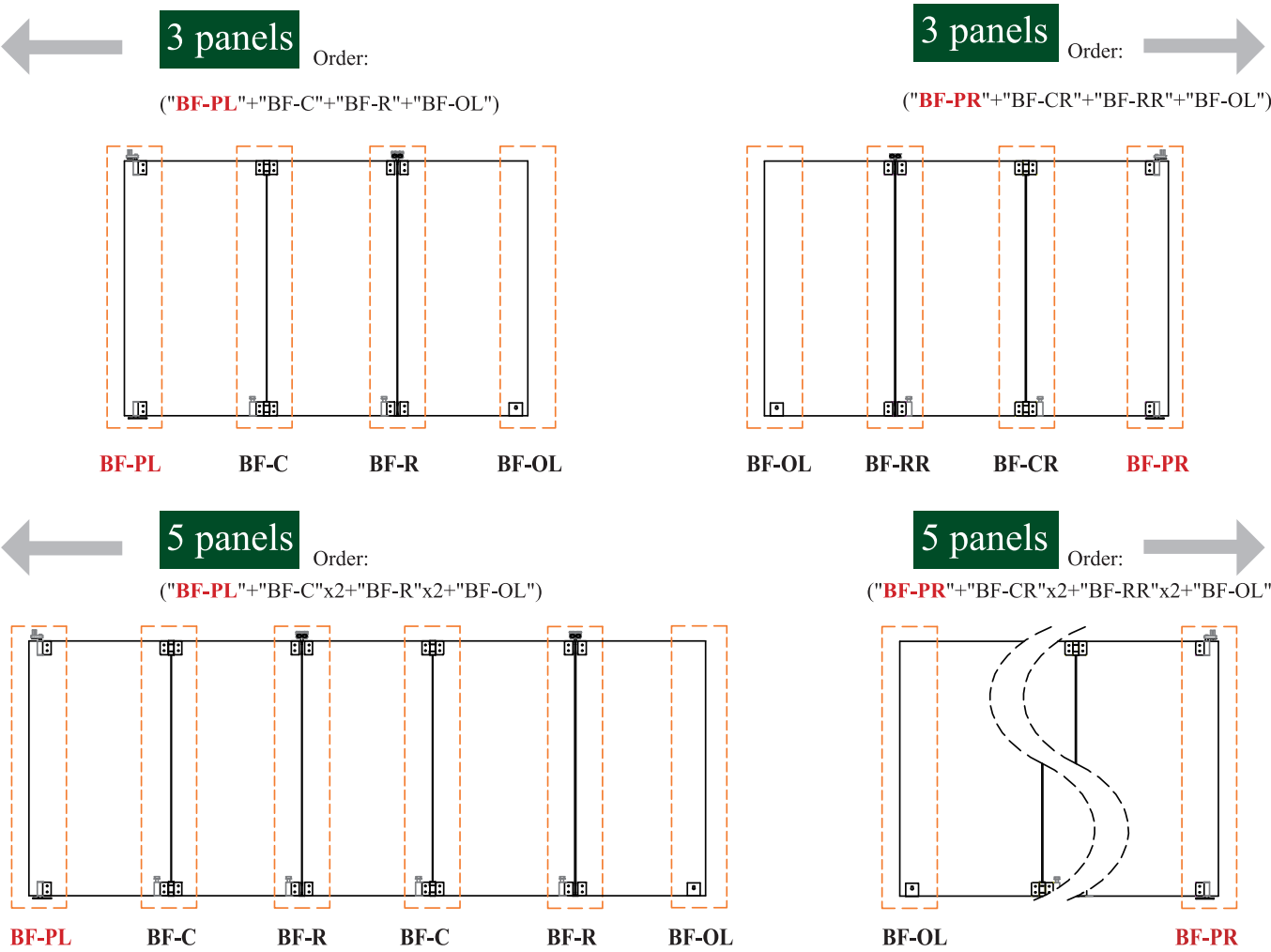
BF-OL
(odd no. last panel)

GL-34S/B、9125ST、9147/DR

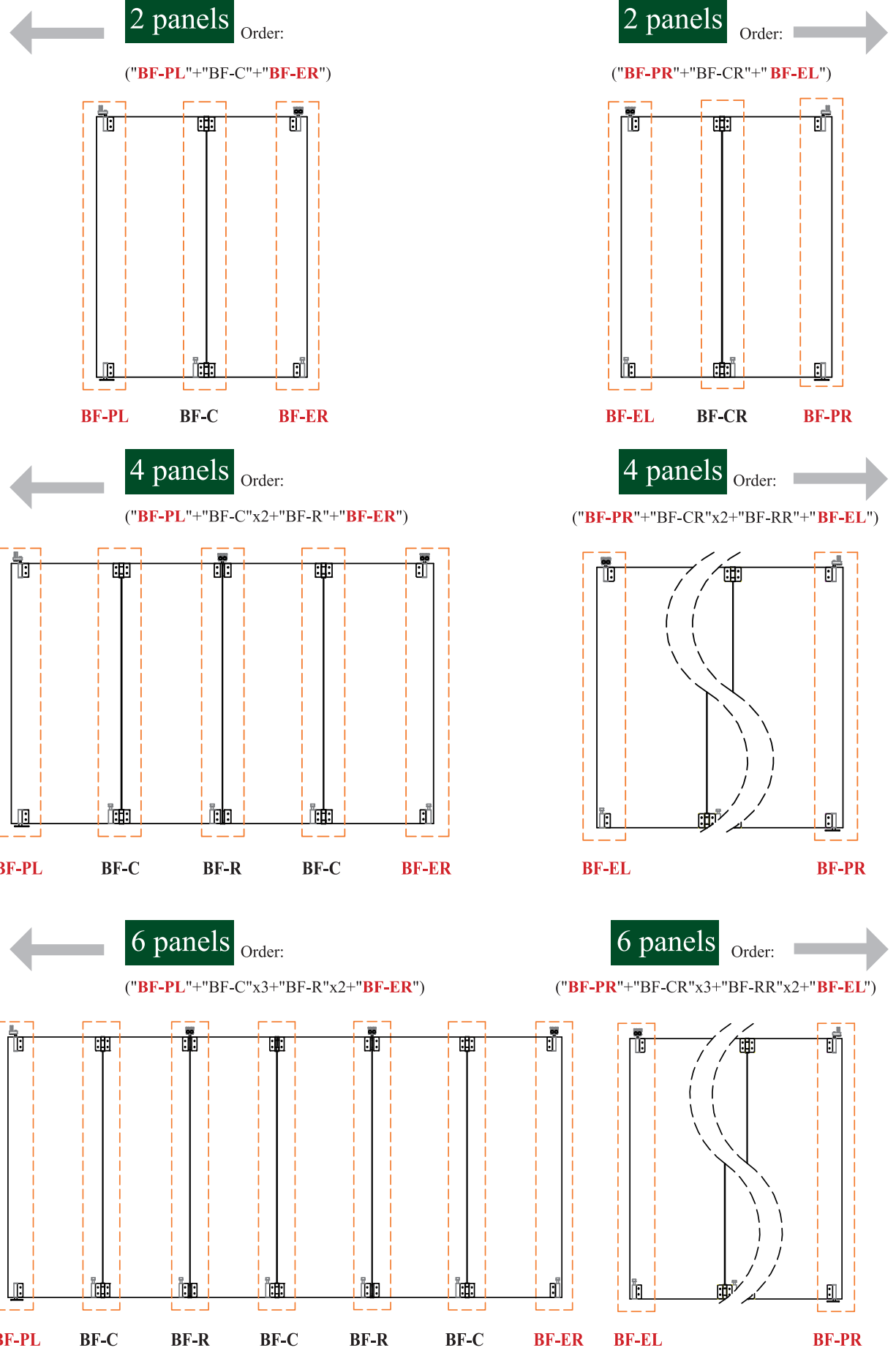


★ For the **folding outward** ordering code and components list, please contact GCC for more details.

GCC Total panel quantities in **odd** multiple
(for folding inward)










GCC Total panel quantities in **even** multiple
(for folding inward)

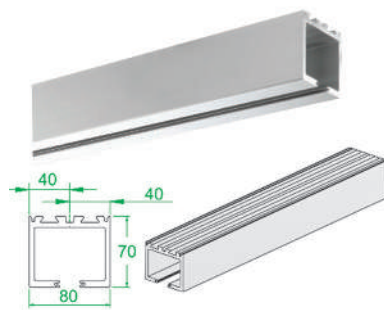


GCC Components For SFW-PF System

 <p>BF-12L Bottom Fitting *For connecting panels as a folding hinge *With flush bolt for locking to the floor</p>	 <p>BF-12RL Bottom Fitting *For connecting panels as a folding hinge *With flush bolt for locking to the floor</p>	 <p>SWS-80SB Adjustable Suspension Bracket</p>
 <p>BF-21L Top Roller Fitting *For left side opening end panel of No.2,4,6 *Complete with the roller hanger for sliding & hanging door panel.</p>	 <p>BF-21R Top Roller Fitting *For right side opening end panel of No.2,4,6 *Complete with the roller hanger for sliding & hanging door panel.</p>	 <p>9147 / DR Floor Socket *Fix to the floor for flush bolts & door locks(GL-34S/B)</p>
 <p>BF-11R Bottom Fitting *For left side opening end panel of No.2,4,6 *Complete with a flush bolt for locking to the floor.</p>	 <p>BF-11L Bottom Fitting *For right side opening end panel of No.2,4,6 *Complete with a flush bolt for locking to the floor.</p>	 <p>9125ST Europrofile Soild Brass Cylinder. GL-34S / B Patch lock *For vertical fixing in end of a swing panel. *Hardened oval bolt,double throw bolt projection 20mm. *GCC Europrofile cylinder No.9125ST for GL 34S/B use.</p>

 <p>BFP-20L Top Pivot Fitting *For right side opening base panel. *Complete with SWS-80TC Top.</p>	 <p>BFP-20R Top Pivot Fitting *For left side opening base panel. *Complete with SWS-80TC Top Center Pivot for swing.</p>	 <p>SWS-80TC Top Center Pivot *Fix to SWS-80ST Sliding track with BFP-20L or BFP-20R for swing panel.</p>
 <p>BFP-10L Bottom Pivot Fitting *For right side opening base panel. *Complete with 9150B Adjustable Free Pivot for swing.</p>	 <p>BFP-10R Bottom Pivot Fitting *For left side opening base panel. *Complete with 9150B Adjustable Free Pivot for swing.</p>	 <p>9150B Adjustable free pivot *Fix to floor with special arm and bearing for BFP-10L or BFP-10R for swing panel. *Height adjustable.</p>
 <p>BF-22 Top Fitting *For connecting panels as a folding hinge</p> <p>view from outdoor</p> <p>view from indoor</p>	 <p>BF-22R Top Roller Fitting *For connecting panels as a folding hinge *Complete with a roller hanger for sliding and hanging door panel *Fixing to panel No.2,4,6</p>	

GCC Components For SFW-PF System



SWS-80ST

Sliding Track

*Standard length 3 meters in stock .



SW-80CNP

Connecting Pin

*Used to connect sliding tracks keeping them level.



SWS-80CNB

Connecting Bar

*Used to connect sliding tracks keeping them level.



HW-001

3 Way Hex Wrench

*3 way hex wrench with size no.4 、 5 、 6 three sizes to tighten / loosen hex socket screws of SFW and SWS system.


Rubber Strip

*To keep dust out and air-condition inside.
*Fix to PUF10 & PUF12 PVC seals.
*Color black & grey are available in stock.



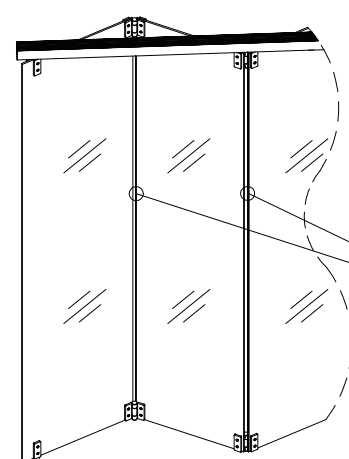
50 meters/per roll

RS-1050	10mm Rubber
RS-1550	15mm Rubber
RS-2050	20mm Rubber
RS-2550	25mm Rubber

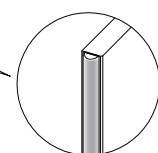


KB/4025

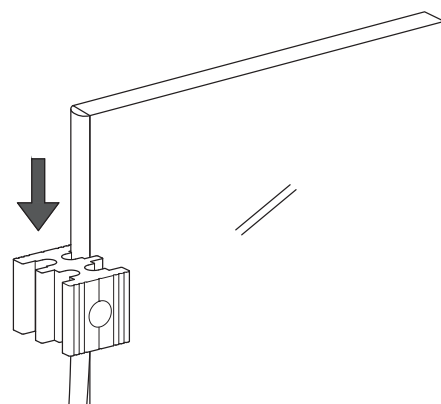
Material: Solid Brass
Finish:
PC: Polished Chrome Plate.
PB: Polished Brass W/clear lacquer.
SC: Satin Chrome Plate.
TP: Titanium Plated(PVD coated as Gold color).



GSL-814 Adhesive glass seal



GSL-814

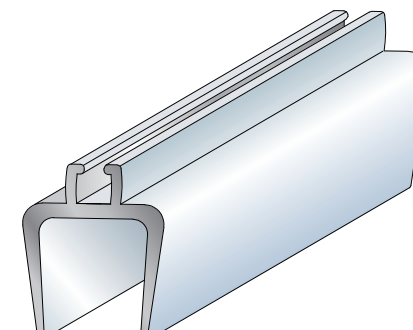


GSL-01T Template

(Suitable for the glass thickness: 8~13mm)

UV resistant Clear PVC Seals supplied in 3000mm stock lengths

• Customer length acceptable by order.



"U" Jamb

- For top and bottom use with a top groove design for RS-seals and weather strips use.
- The circulation of air between indoors and outdoors can be limited, as such, the temperature to the air-conditioned room or building is maintained, dirt and dust is prevented from entering the room or building, and the top and bottom of the frameless door panel is also protected (Fix to single edge only).
- Available in 2.5M lengths.
- Snap on to the glass.
- Combine with weather strip or rubber strip to seal top and bottom gap. (Rubber strips & weather strips need to be ordered separately.)

Rubber Strip

Weather Strip

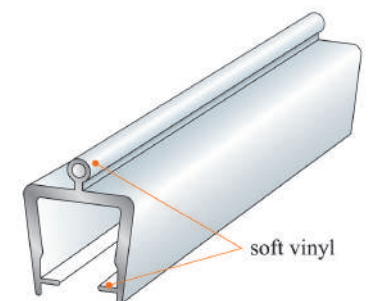
PUF10 / PUF12

Code No.	Glass Thickness
PUF10	10mm(3/8")
PUF12	12mm(1/2")

"U" Jamb With Bubble

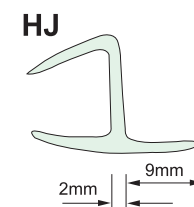
- The circulation of air between indoor and outdoors can be limited, as such, the temperature to the air-conditioned room or building is maintained, dirt and dust is prevented from entering the room or building, and the edge of the frameless door panel is also protected (Fix to single edge only).
- Supplied in 3000mm(3 meter) stock lengths.
- Snap on to the glass.

Code No.	Glass Thickness
PU10BS	10mm(3/8")
PU12BS	12mm(1/2")

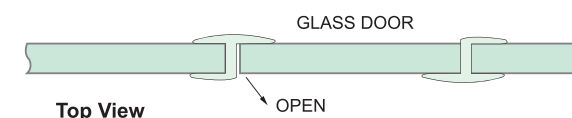


"H" Jamb

- For 180° Glass to Glass



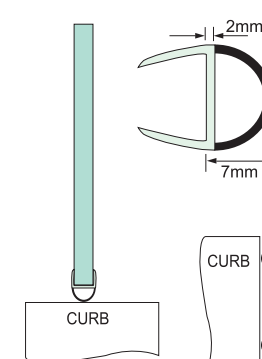
Code No.	Glass Thickness
P10 HJ	10mm(3/8")
P12 HJ	12mm(1/2")



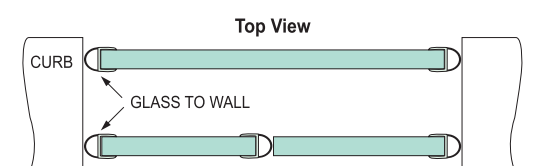
Top View

OPEN

Bubble Seal



Code No.	Glass Thickness
P10 BS	10mm(3/8")
P12 BS	12mm(1/2")



Top View

GLASS TO WALL

- Snap on to the base of the door as a seal.
- Snap on overlapping bi-fold door as a seal(glass to wall).



In the field of architectural fittings for aluminum & tempered glass doors. both high quality and total design flexibility are essential criteria together with ease of installation, safety and function.

GCC full range of fittings are aesthetically designed and manufactured to provide practicality and security to tempered glass assemblies, such as Tempered Glass Door Fittings, PVC Seals W/Weather Strips, Glass Clamps, Shower Door Hinges, Handles & Knobs, PVC Seals & Wipes and Reinforcement Bars for Shower Screen. Door Rails, Pivoting Door systems, office partition systems, Lever Hinges & Locks, Heavy-Duty Sliding Wall systems, Heavy Duty Sliding & Folding Door System, Floor Spring, Concealed Overhead Door Closer, Glass Connectors....etc. For details welcome to visit our website at www.gccintw.com.tw

GCC will be happy to help your special requirements, for any doubts, please contact your nearest **GCC** distributors for any technical assistance on parts and services, or contact us directly.

If you are looking for high quality products, **GCC** is your best choice.

Agent/ Distributor



GOOD CREDIT CORPORATION

No.13, Longmen Rd., Situn Dist., Taichung 40757, Taiwan

E-mail: gcctw@ms7.hinet.net

TEL: 886-4-22583755(Hunting Line)

FAX: 886-4-22583753

<http://www.gccintw.com.tw>