

MANUAL SLIDING DOOR SYSTEM

Patented

SDT 120 & SDT 150 Series



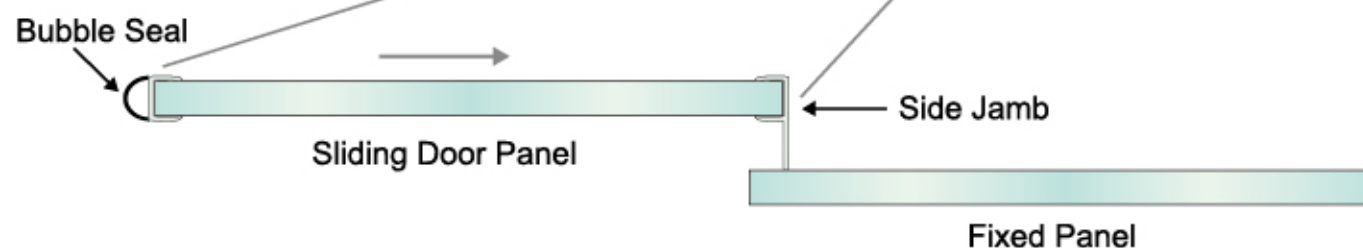
GCC[®]



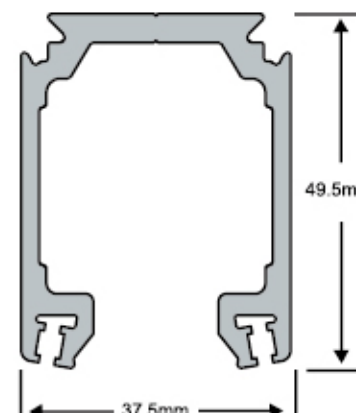
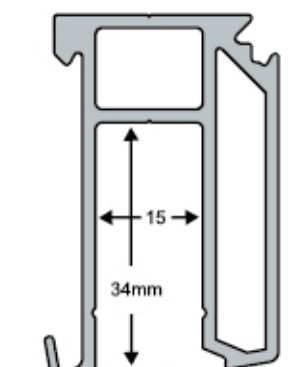

SDT 120 SLIDING DOOR SYSTEM

Shower Sliding Door Contain:


- SDT 120ST Sliding Door Track.
- SDT 120FP Side Channel.
- SDT 120TC Top Cover.
- RH 65 Roller Hanger.
- P08 BS or P10 BS Bubble Seal.
- P810 SDJ Side Jamb.
- SDT 120SH Side Holder Bracket.
- CFH 65 Concealed Fixing Handle, or other type handles.
- BG 15 or BG 15S Bottom Guide.



SDT 120 SLIDING DOOR SYSTEM

SDT 120ST Sliding Door Track	SDT 120FP Side Channel	SDT 120TC TOP Cover
 <ul style="list-style-type: none"> • Load Capacity: 120kgs (264Lbs) Stock Length: 2.0 Meter 4.0 Meter 3.0 Meter 6.0 Meter 	 <ul style="list-style-type: none"> • For fix panel with SDT 120ST Sliding Door Track. Stock Length: 2.0 Meter 4.0 Meter 3.0 Meter 6.0 Meter 	 <ul style="list-style-type: none"> • For fix on top of both SDT 120ST & SDT 120FP, if Sliding Door Track not fix to the ceiling. Stock Length: 2.0 Meter 3.0 Meter

SDT 120SH Side Holder Bracket



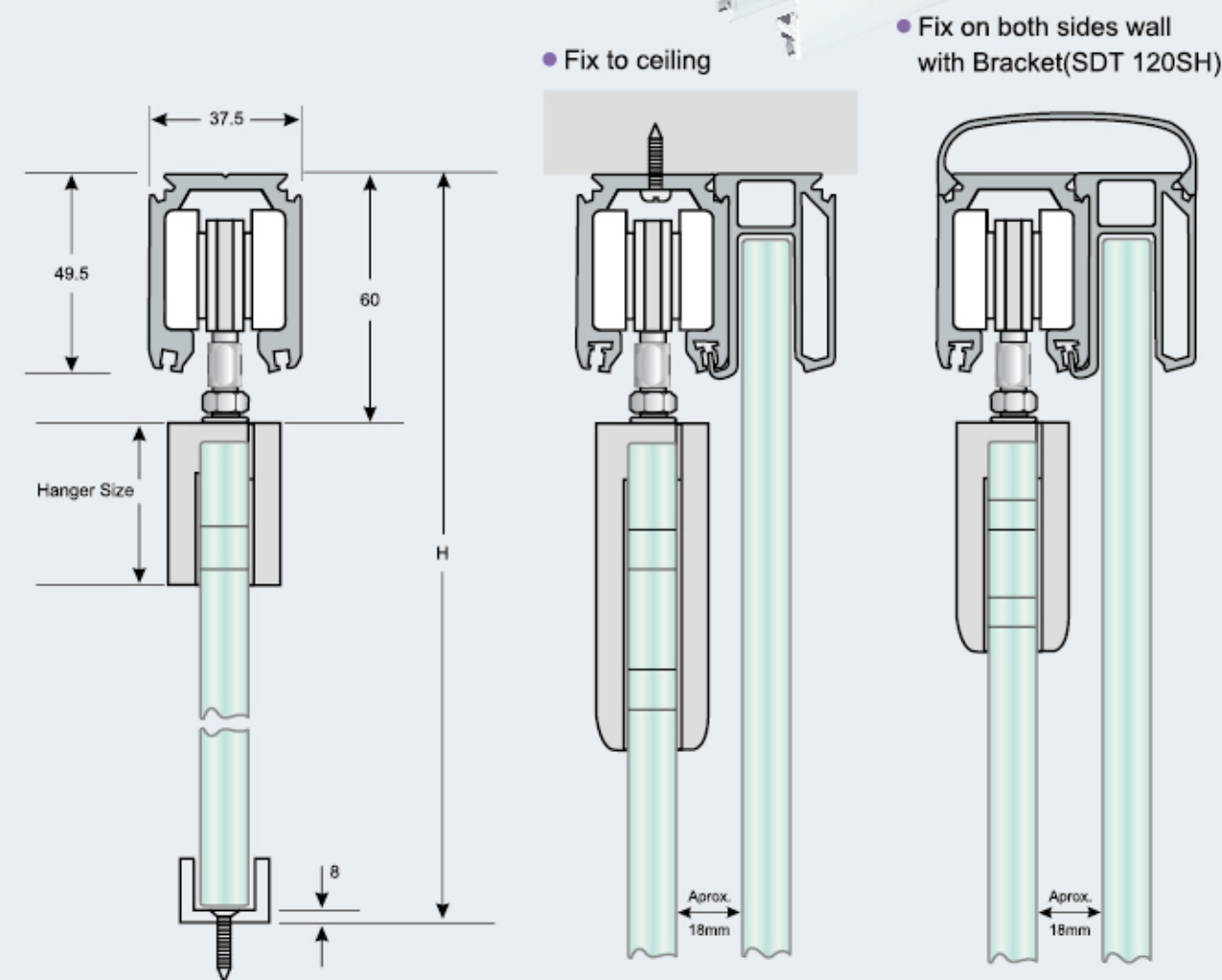
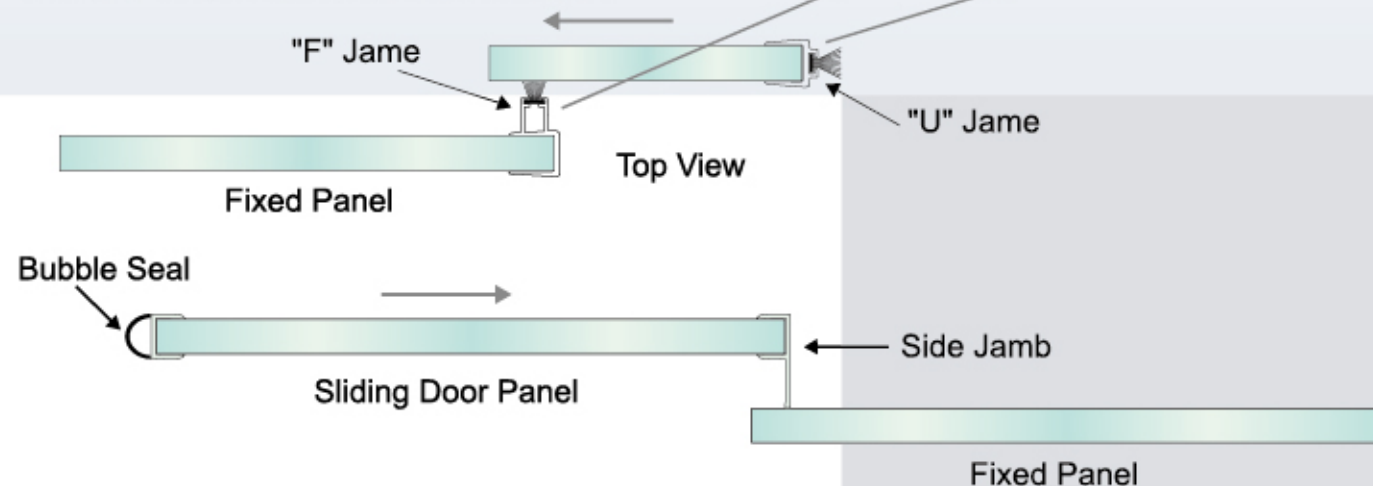
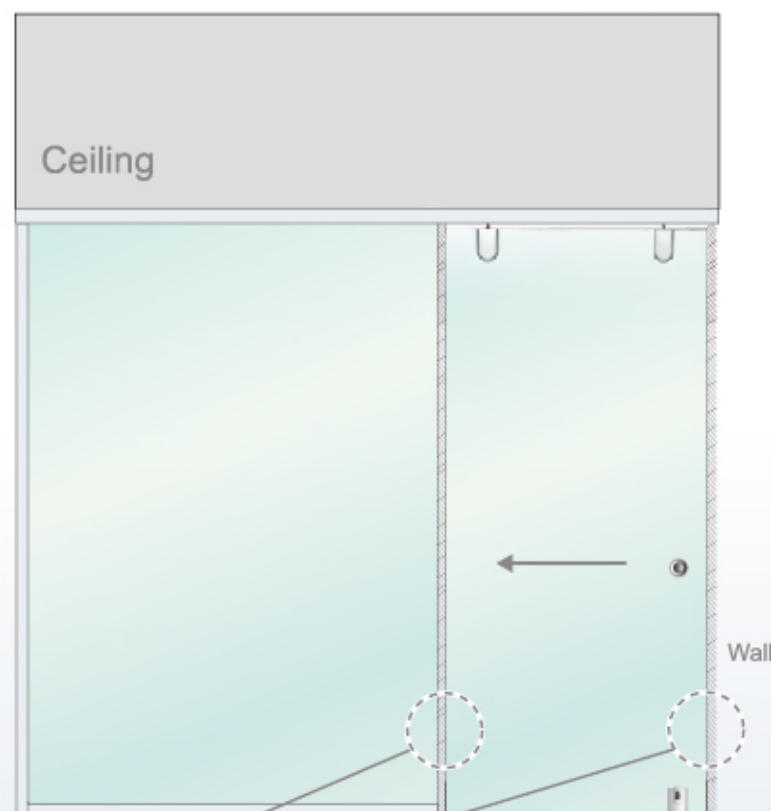
- For holding SDT 120ST Sliding Door Track on both sides wall.



SDT 120 SLIDING DOOR SYSTEM

Shop Front/Office Sliding Door Contain:

- SDT 120ST Sliding Door Track.
- SDT 120FP Side Channel.
- RH 68 Roller Hanger.
- PU 10 or PU 12 "U" Jame.
- PF 10 or PF 12 "F" Jame.
- P10 BS/P12 BS Bubble Seals.
- P810 SDJ Side Jamb.
- SDT 120SH Side Holder Bracket.
- CFH 65 Concealed Fixing Handle. or other type handles.
- BG 15 or BG 15S Botton Guide.



ESH 15

End Stop and Holder



- For stop the glass panel at right or left end.

BG 15S Bottom Guide



- For hold the glass panel at bottom.
- Adjustable for 10/12mm thick glass.
- Made by stainless steel.

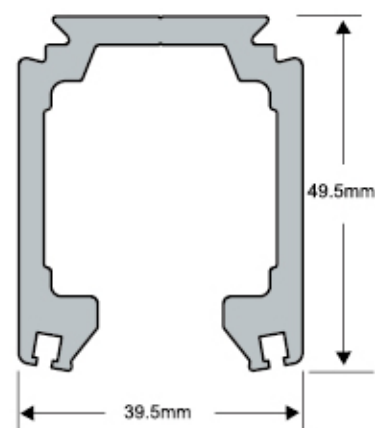
BG 15 Bottom Guide



- For hold the glass panel at bottom.
- Adjustable for 8/10/12mm thick glass.
- Made by industrial grade plastic.

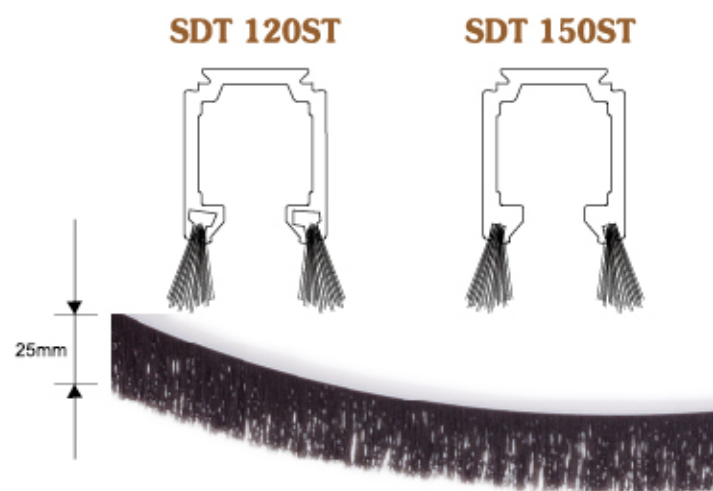
SDT 150 SLIDING DOOR SYSTEM

SDT 150ST Sliding Door Track



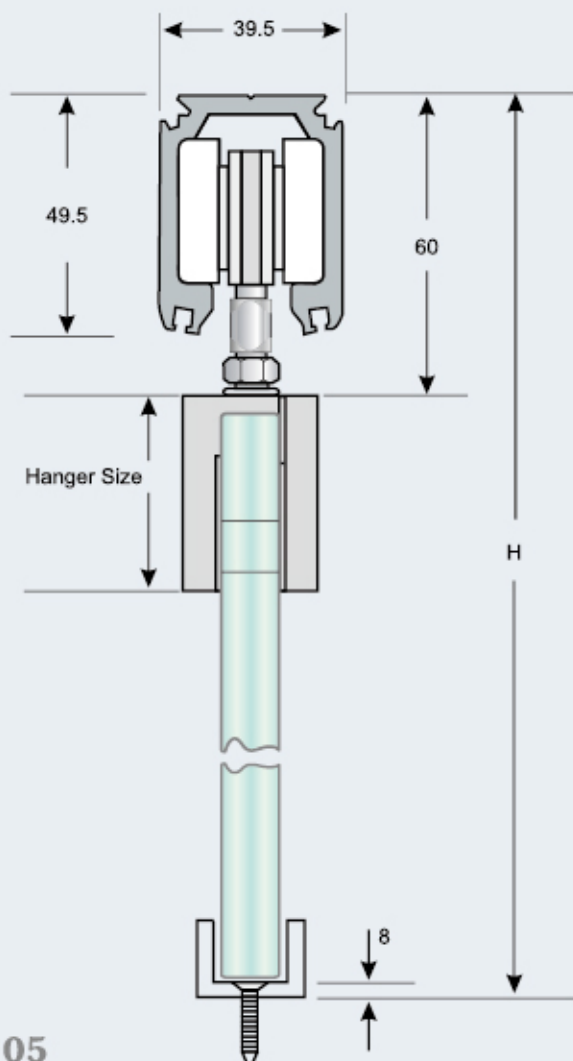
- Load Capacity: 150kgs (330Lbs)
- Stock Length:
2.0 Meter 4.0 Meter
3.0 Meter 6.0 Meter

SQ 50 Weather Strips

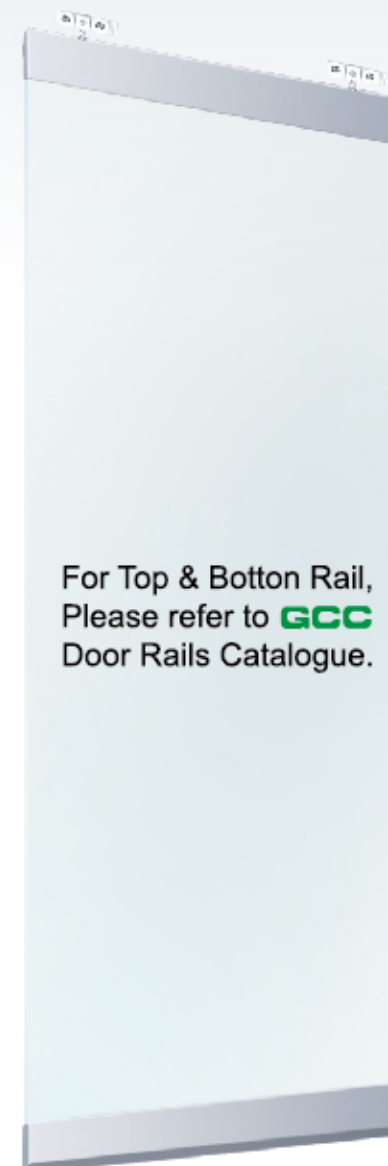


- For entrance door to keep dust out and aircondition inside.

SDT 150ST



MANUAL SLIDING DOOR SYSTEM




RH/DR 102S Roller Hanger



RH 73W Roller Hanger



RH 10 Roller Hanger



- Cover Finishes for RH65, RH68, RH73W & RH10.
PSS: Polished Stainless steel.
SSS: Satin Stainless Steel.
TP : Titanium Plated (PVD coated as Gold color but never change).

- Anodized Finishes for RH 50C, RH50F.
BS: Bright Silver.
MS: Mat Silver.
SNK: Similar as Hairline Polished Stainless Steel.

RH 65 Roller Hanger



- For mount within glass door panel.
- Suitable for 8mm(5/16") & 10mm(3/8") thick tempered glass door panel.
- Capacity: 60Kgs(132Lbs.)

RH 68 Roller Hanger



- For mount within glass door panel.
- Suitable for 10mm(3/8") & 12mm(1/2") thick tempered glass door panel.
- Capacity: 100Kgs(220Lbs.)

RH 73W Roller Hanger




- For mount within glass door panel.
- Suitable for 10mm(3/8") & 12mm(1/2") thick tempered glass door panel.
- Capacity: 100Kgs(220Lbs.)

RH/DR 102S Roller Hanger




- For fix **GCC** DR-102 Door Rail (refer to **GCC** Door Rails Catalogue for details).
- Suitable for 10mm(3/8") & 12mm(1/2") thick tempered glass door panel.
- Capacity: 100Kgs(220Lbs.)

RH 10 Roller Hanger



- For mount at corner of glass panel.
- Suitable for 10mm(3/8") & 12mm(1/2") thick tempered glass door panel.
- Capacity: 100Kgs(220Lbs.)

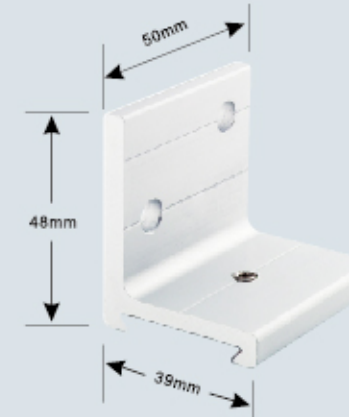
RH50C/RH50F Roller Hanger



- For mount .
- RH50F type suitable for sliding door panel only without fixed panel (Required Ø20mm 2 holes)
- Suitable for 10mm(3/8") & 12mm(1/2") thick tempered glass door panel.
- Capacity: 100Kgs(220Lbs.)

• Detail notches for each model packed with Roller Hanger.

SM 15 Side Mount



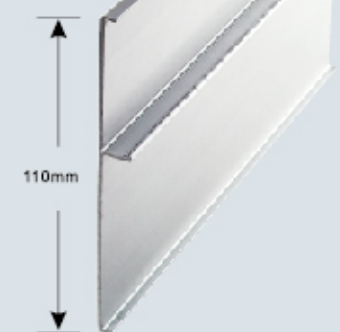
- For fix at Side Wall

TM 15 Top Mount



- For fix at Top Ceiling

ACC 150 Aluminium Track Cover



- For fix with SDT120 or SDT150 Sliding track.
- Stock Length: 2.0 meter 3.0 meter 4.0 meter
- Finishes: AL-Anodized Satin Aluminium
PSS-Alum. w/stainless steel Cover in Mirror Polish.
SSS-Alum. w/stainless steel Cover in Hairline Polish.

TEC 48 End Cap



- For fix end of SDT120 or SDT150.
- Made by SUS304 Stainless steel.
- Finishes: PSS-Mirror Polish stainless steel.
SSS-Hairline Polish stainless steel.

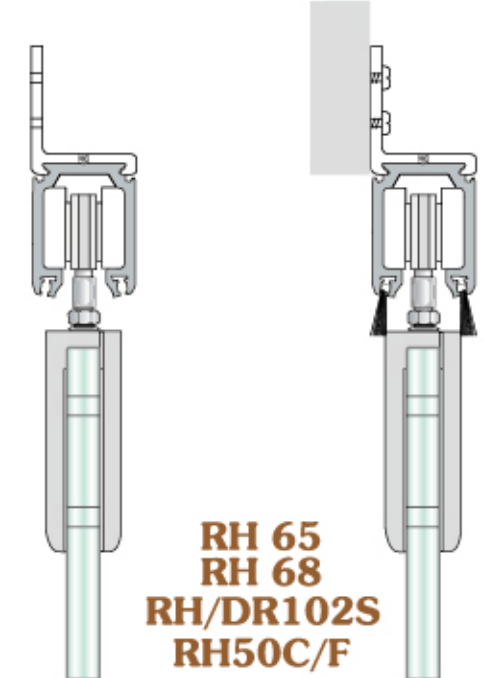
TEC 113 End Cap



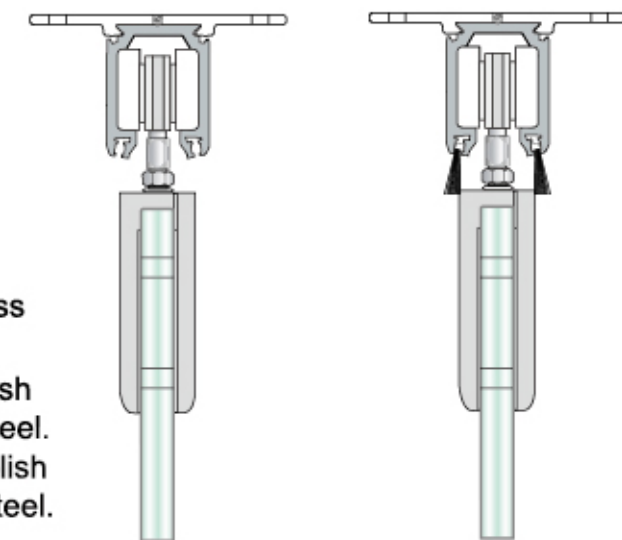
- For fix end of SDT120 or SDT150 With ACC150.
- Made by SUS304 Stainless steel.
- Finishes: PSS-Mirror Polish stainless steel.
SSS-Hairline Polish stainless steel.

Typical Applications

SDT 120 SDT 150



RH 65
RH 68
RH/DR102S
RH50C/F



RH 73W
RH 10

■ CFH-50

Concealed Fixing Handle

■ CFH-65S

Anodized Finishes:

BS: Bright Silver

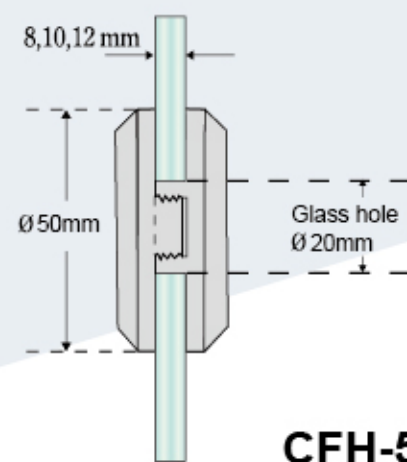
MS: Mat Silver

MB: Mat Black

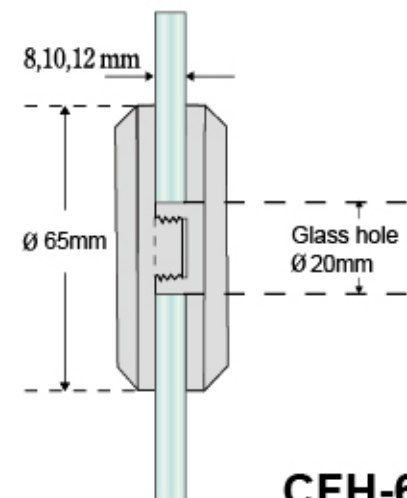
BB: Bright Brass

SNK: Similar as Hairline
Polished stainless steel.

BSB: Bright Silver
W/Sandblasting



CFH-50



CFH-65S



BB



MS



SNK



BK



BSB
(W/Sandblasting)



BS

■ GL-53/K

Strike Box




■ GL-53

Centre Lock



■ GL-34S

Patch Lock



■ 9125

■ GL-34R

Patch Lock



■ 9125ST

■ 9139

Floor Socket
with spring &
dust cover

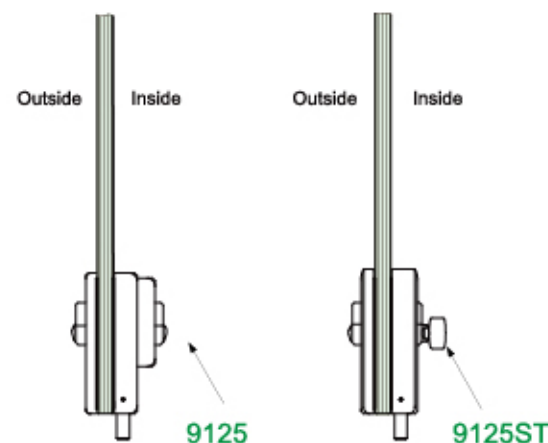
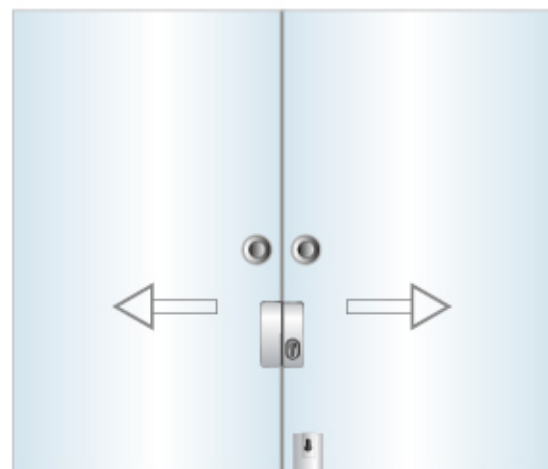


■ 9137S

Keeper Cup

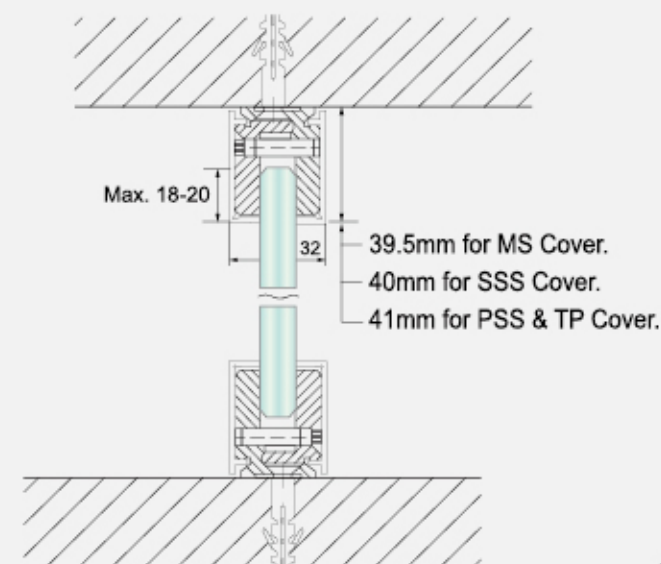


● For detail please refer to **GCC** tempered glass fitting catalog.



Wall Profile System

- For fixed panel.
- No messy sealant.
- No holes required.
- Easy and quick installation.
- 3000mm length in stock.



WP 10 For 10mm(3/8")Glass Thickness.
WP 12 For 12mm(1/2")Glass Thickness.

- Every 300mm one clamp.



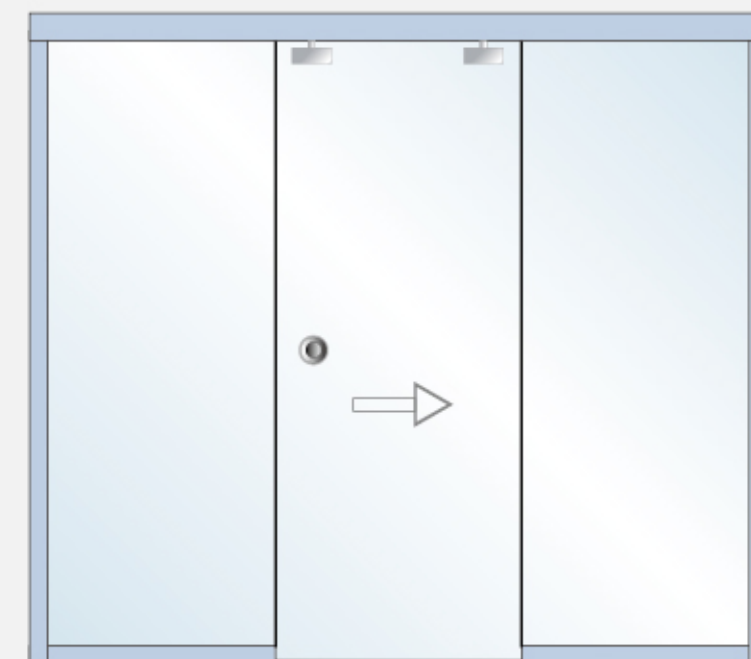

Stainless steel
in PSS, SSS & TP
finish.



End Cap

Available finishes for cover:

MS : Aluminium anodized-mat silver.
PSS: Polished Stainless Steel.
SSS: Satin Stainless Steel.
TP : Titanium plated.(PVD coated
as Gold color.)





In the field of architectural fittings for glass doors high quality and total design flexibility are essential for ease of installation, safety and functionality.

GCC full range of fittings are aesthetically designed and manufactured to provide practicality and security to tempered glass assemblies.

GCC will be happy to help your special design requirements, for any doubts, please contact your nearest **GCC** distributors for any technical assistance on parts and services, or contact us directly.

GCC reserves all rights to make product modifications or engineering changes without notification.



GOOD CREDIT CORPORATION

No.13, Longmen Rd., Situn Dist., Taichung 40757, Taiwan

P.O.Box 1700, Taichung 40099, Taiwan

E-mail : gcctw@ms7.hinet.net

TEL : 886 - 4 - 22583755 (Hunting Line)

FAX : 886 - 4 - 22583753

[http : //www.gccintw.com.tw](http://www.gccintw.com.tw)

Agent / Distributor