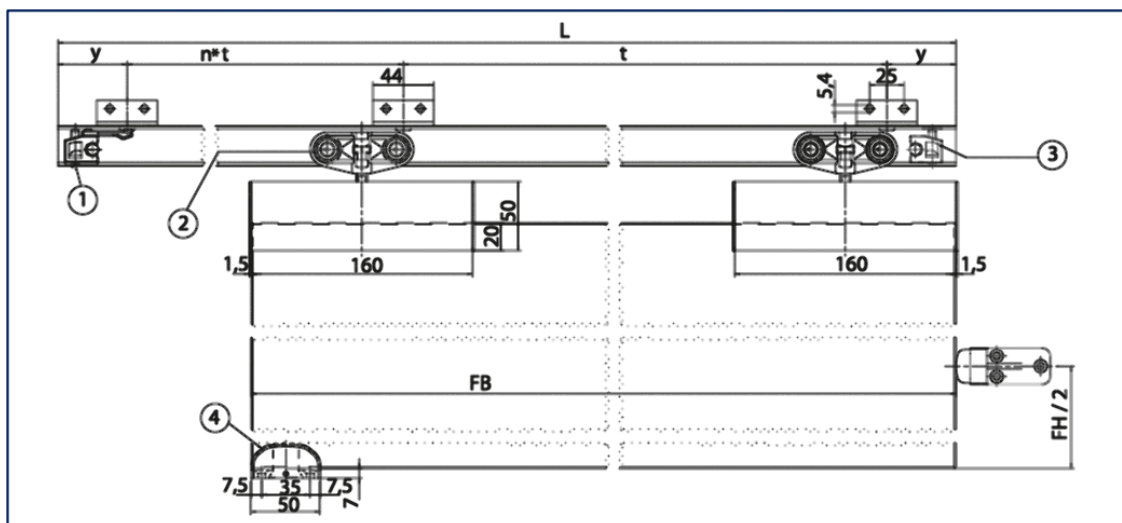


FRAMELESS GLASS SLIDING DOOR SYSTEMS

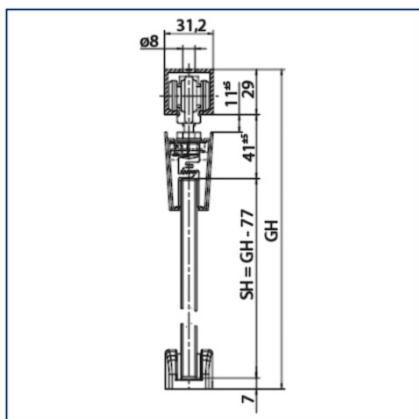
Geze Rollan 80



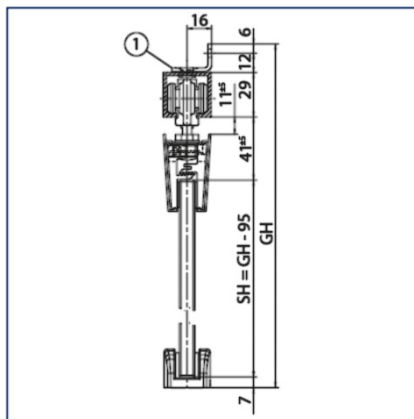
- 1 = Tube buffer adjustable with hold-open device in the track
- 2 = Double roller carriage
- 3 = Tube buffer adjustable in the track
- 4 = Infinitely adjustable glass floor guide
- L = Track length
- y = Distance end of track to centre of first drilled hole
- n = Installation of individual wall brackets with wooden leaf
- t = Hole spacing
- FB = Leaf width
- FH = Leaf height

GR1900 Wall/Ceiling Installation Kit Includes:

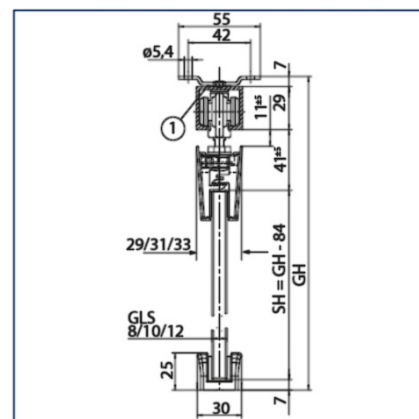
- 1 x 1900mm track
- 2 x roller carriages
- 2 x 45mm Clamping Plates with NA Covers
- 2 x tube buffers
- 5 x Wall/Ceiling Bkts
- 1 x adjustable floor guide
- No handle included



Direct ceiling mounting
SH = Panel height
GH = Total height



Wall mounting with angle
1 = Wall installation
SH = Panel height
GH = Total height



Ceiling installation with plate
1 = Ceiling fixing plate
GLS = Thickness of glass
SH = Panel height
GH = Total height

Dimensions & Glass Preparation

DETAILS

GR1900 - Geze Rollan 80 kit

- 80kg weight capacity for 8/10/12mm toughened glass. 40kg Softstop rating
- Suitable for door widths between 500 & 970mm
- See page 4.2b for recessed clamp glass preparation & clamp details
- Email manufactured@mfgs.com.au for custom length kits including those requiring spacer and/or fixed panel profile.
- For further information please refer to download section at www.mfgs.com.au

FINISHES

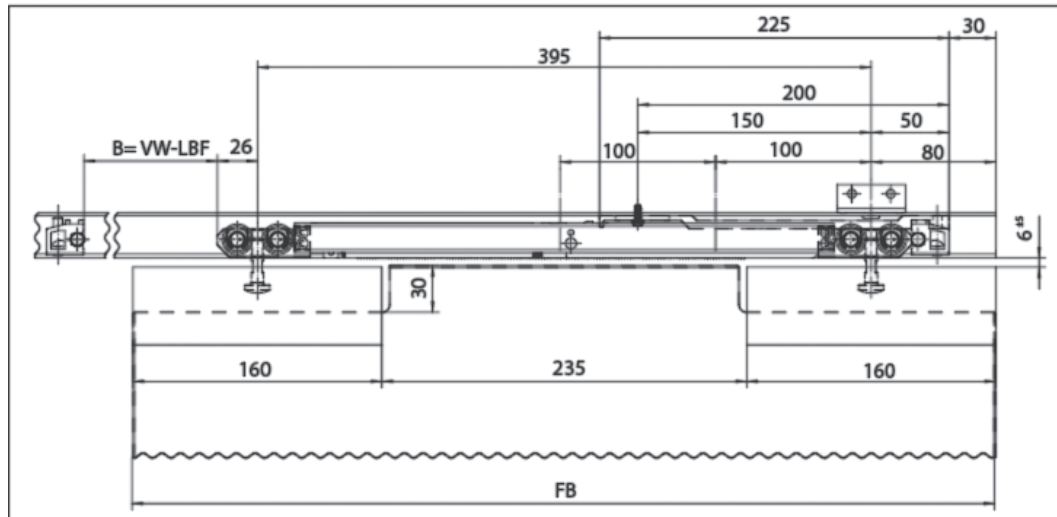
- Mill Track
- Natural Anodised Clamp Covers

Base material:
Aluminium

Geze Rollan 80

FRAMELESS GLASS SLIDING DOOR SYSTEMS

For example with glass leaves (glass with edge recesses), 1-sided, short, damping in one direction:

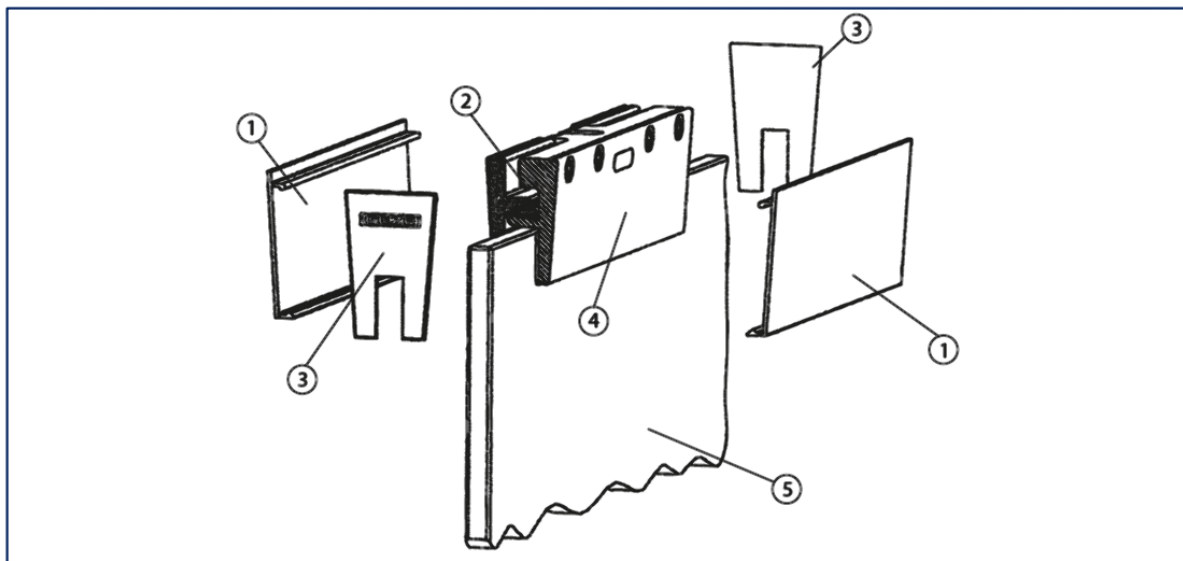


VW = Range of movement

LBF = Length of floor guide

FB = Recommended leaf width 550 - 880 mm

Dimensions & Glass Preparation



- 1 = Cover profile
- 2 = Inside gearing
- 3 = End cover
- 4 = Glass clamping plate
- 5 = Glass pane