

# PRICELIST

# MFGS

## MODERN FRAMELESS GLASS SYSTEMS

2. BATHROOM HARDWARE



26. ANCHOR FIXINGS




30. PIVOT DOOR HARDWARE



54. SLIDING DOOR SYSTEMS



70. FOLDING DOOR SYSTEMS



72. STACKING DOOR SYSTEMS



73. CANOPY HARDWARE



74. FIN, FACADE & TRUSS SYSTEMS



76. BALUSTRADE & POOL FENCE HARDWARE



QUALITY & SERVICE AT  
AN AFFORDABLE PRICE

91. FRAMELESS GLASS PANELS  
98. GLAZING SUPPLIES

94. POOL GATE HARDWARE



100. PAYMENT OPTIONS

101. CREDIT CARD AUTHORISATION FORM

102. TERMS & CONDITIONS

# MFGS

MANUFACTURED FRAMELESS  
GLASS SYSTEMS

# 2018/2019

Supersedes all previous pricing

# UGH

ULTRAVIEW GLASS  
AND HARDWARE  
uvgh.com.au

STANDARD TRADE  
DISCOUNT FOR  
THIS SECTION

**25%**

BOX & BULK  
QUANTITY  
DISCOUNTS

**POA**

PRODUCTS IN RED ARE SUPPLIED BY MANUFACTURED FRAMELESS GLASS SYSTEMS  
AND PRICES IN *ITALIC*, OR SHOWN AS POA, HAVE A LEADTIME

PRODUCTS IN BLUE ARE SUPPLIED BY MODERN FRAMELESS GLASS SYSTEMS  
AND PRICES IN *ITALIC*, OR SHOWN AS POA, HAVE A LEADTIME & UNDERLINED  
PRICING HAS NO DISCOUNT. ALL OTHER PRODUCTS ARE EXSTOCK + DELIVERY TIME.

## BATHROOM HARDWARE

3. SHOWER PIVOTS & HINGES
8. PRIVACY LATCHES
10. SLIDING SHOWER SYSTEM
11. SHOWER BRACKETS
16. ADJUSTABLE LENGTH BRACING BARS AND OVERPANEL CLAMPS
17. CTL HEADER TUBE & CONNECTORS AND CUSTOM LENGTH BRACING BARS
18. 10MM TOUGHENED GLASS SHELVES
19. SHOWER HANDLES, KNOBS, FINGER PULLS AND ROBE HOOKS
23. ROBE HOOKS AND TOILET ROLL HOLDERS
24. TOWEL RAILS, CHANNEL, ANGLE AND WATER DEFLECTOR
25. WATER BAR, SHOWER HOB AND WATERSEALS









### Glossary of Standard Finishes (Others available on request)

Plated:	C	Polished Chrome	Stainless:	PSS	Polished/Mirror
	SC	Satin Chrome (Brushed)		SSS	Satin/Brushed
	G	Polished Gold	Anodised:	PS	Polished Silver
	MB	Matt Black		PG	Polished Gold
Glass:	CL	Clear Toughened Glass		NA	Natural
	UC	Ultra Clear Toughened Glass		SSA	Satin Stainless

**MOST ORDERS ARE FREE INTO STORE, BY  
STANDARD ROAD FREIGHT, WHEN THEY TOTAL  
\$250 OR MORE INC. GST**

**SOME PRODUCTS MAY ATTRACT ADDITIONAL  
FREIGHT DUE TO THEIR WEIGHT OR SIZE**

Elite Pivot+ & Hinges for 10mm glass (35kg per two hinges & 52.5kg per three hinges with 800mm max door width)

PRODUCT	CODE	DESCRIPTION		T.P.G. PAGE	POLISHED CHROME	SATIN CHROME	POLISHED GOLD	MATT BLACK
	MFP1	Shower / Entry Door Pivot Suitable for 10/12mm glass + 55kg weight capacity + 813mm max door width		1.1a	150.00 PER PAIR	160.00 PER PAIR	170.00 PER PAIR	POA
	MF1 HINGES BELOW AVAILABLE IN CUSTOM ANGLES				POA			
	MF1	W A L L  F I X  H I N G E	Standard Mounting Plate with 4 Wall Fixing Holes	1.1a	55.00	60.00	65.00	POA
	MF1-SH		Super Heavyweight 50kg x 2 hinges, 914mm max door width, 10/12mm glass. NOTE: LARGER CUTOUT	1.2a	75.00	POA		
	MF1-L3		Single Sided Mounting Plate with 3 Wall Fixing Holes	1.1b	55.00	60.00	65.00	65.00
	MF1-L		Single Sided Mounting Plate with 4 Wall Fixing Holes					POA
	MF1-XL		Extended Mounting Plate with 4 Wall Fixing Holes	1.1c				
	MF1-90		90° Mounting Plate with 4 Wall Fixing Holes					
	MF2	Glass to Glass Fix Hinge (180° Angle)		1.1d	75.00	80.00	85.00	
	MF2-SH	Super Heavyweight 50kg x 2 hinges, 914mm max door width, 10/12mm glass. NOTE: LARGER CUTOUT		1.2b	100.00	POA		
	MF2-135	Glass to Glass Fix Hinge (135° Angle)		1.1d	80.00	85.00	90.00	

Hinges supplied with Slotted & Hex Head Csk Machine Screws and Phillips Head Fixing Screws/Plugs  
PLEASE ENQUIRE AS TO WHETHER YOUR PREFERRED FINISH IS AVAILABLE




STANDARD TRADE  
DISCOUNT FOR  
THIS SECTION

25%

BOX & BULK  
QUANTITY  
DISCOUNTS




POA

Elite Hinges for 10mm glass (35kg per two hinges & 52.5kg per three hinges with 800mm max door width)

PRODUCT	CODE	DESCRIPTION	T.P.G. PAGE	POLISHED CHROME	SATIN CHROME	POLISHED GOLD	MATT BLACK
	MF2-CA	GLASS TO GLASS CUSTOM ANGLE HINGE CA = 125° - 180°	N/A	POA			
	MF2-A5	Glass to Glass Fix Hinge A5 = 125° - 165° in 5° increments (not 135°)	1.1e	95.00	POA		POA
	MF2-90	Glass to Glass Fix Hinge (90° Angle)		85.00	90.00	95.00	
	MF1-LBB	Glass to Glass Fix Hinge Back to back MF1-L hinges	1.1f	160.00	165.00	POA	
	MF2-BF	Glass to Glass Bifold Hinge (180° Angle)	1.1g	75.00	80.00	85.00	
	EHG	Hinge Gasket	N/A	0.95			

PLEASE ENQUIRE AS TO WHETHER YOUR PREFERRED FINISH IS AVAILABLE

Bevel Edge Hinges for 10mm glass (35kg per two hinges with 800mm max door width)

PRODUCT	CODE	DESCRIPTION	T.P.G. PAGE	POLISHED CHROME	SATIN CHROME	POLISHED GOLD	MATT BLACK
	BMF1	Wall Fix Hinge Centre T Mounting Plate with 4 Wall Fixing Holes	1.3a	55.00	60.00	65.00	POA
	BMF1-L3	Wall Fix Hinge Flush L Mounting Plate with 3 Wall Fixing Holes					
	BMF2	Glass to Glass Fix Hinge (180° Angle)	1.3b	75.00	80.00	85.00	

Hinges supplied with Slotted & Hex Head Csk Machine Screws and Phillips Head Fixing Screws/Plugs

PLEASE ENQUIRE AS TO WHETHER YOUR PREFERRED FINISH IS AVAILABLE



2018 / 2019 Price List - All prices exclude GST



**MOST ORDERS ARE FREE INTO STORE, BY  
STANDARD ROAD FREIGHT, WHEN THEY TOTAL  
\$250 OR MORE INC. GST**

**SOME PRODUCTS MAY ATTRACT ADDITIONAL  
FREIGHT DUE TO THEIR WEIGHT OR SIZE**



### Bevel Edge Hinges for 10mm glass (35kg per two hinges with 800mm max door width)

PRODUCT	CODE	DESCRIPTION	T.P.G. PAGE	POLISHED CHROME	SATIN CHROME	POLISHED GOLD	MATT BLACK
	BMF2-CA	GLASS TO GLASS CUSTOM ANGLE HINGE CA = 125° - 180°	N/A	POA			
	BMF2-135	Glass to Glass Fix Hinge (135° Angle)	1.3b	80.00	85.00	90.00	POA
	BMF2-BF	Glass to Glass Bifold Hinge (180° Angle)	1.3c	75.00	80.00	85.00	



Hinges supplied with Slotted & Hex Head Csk Machine Screws and Phillips Head Fixing Screws/Plugs

**PLEASE ENQUIRE AS TO WHETHER YOUR PREFERRED FINISH IS AVAILABLE**

### Screws

PRODUCT	CODE	DESCRIPTION	T.P.G. PAGE	POLISHED CHROME	SATIN CHROME	POLISHED GOLD	MATT BLACK
	MS25-B	Slotted Head Screws 25mm to suit Brackets & Hinges	N/A	1.65	1.75	3.10	POA
	MS25-H						
	MS38	Slotted Head Screws 38mm & 50mm					
	MS50						
	MPHS50-B	Phillips Head Screw 50mm to suit Brackets & Hinges					3.90
	MPHS50-H						

### Crest Pivot & Hinges for 8/10mm glass (36/55kg per two/three hinges & 800/915mm max door width)

PRODUCT	CODE	DESCRIPTION	T.P.G. PAGE	POLISHED CHROME	SATIN CHROME	POLISHED GOLD	MATT BLACK
	CHP1	Shower / Entry Door Pivot	1.4a	140.00 PER PAIR	145.00 PER PAIR	150.00 PER PAIR	POA
	CH1	Wall Fix Hinge Centre T Mounting Plate with 4 Wall Fixing Holes		60.00	65.00	70.00	

Pivot & Hinges supplied with Hex Head Machine Screws & Phillips Head Fixing Screws/Plugs

**PLEASE ENQUIRE AS TO WHETHER YOUR PREFERRED FINISH IS AVAILABLE**





STANDARD TRADE  
DISCOUNT FOR  
THIS SECTION

25%

BOX & BULK  
QUANTITY  
DISCOUNTS

POA




Crest Hinges for 8/10mm glass (36/55kg per two/three hinges & 800/915mm max door width)

PRODUCT	CODE	DESCRIPTION	T.P.G. PAGE	POLISHED CHROME	SATIN CHROME	POLISHED GOLD	MATT BLACK
	CH1-L	Wall Fix Hinge Single Sided Mounting Plate with 3 Wall Fixing Holes	1.4b	60.00	65.00	70.00	POA
	CH2	Glass to Glass Fix Hinge (180° Angle)		90.00	95.00	100.00	
	CH2-135	Glass to Glass Fix Hinge (135° Angle)	1.4c	95.00	100.00	105.00	
	CH2-90	Glass to Glass Fix Hinge (90° Angle)		105.00	110.00	115.00	

Hinges supplied with Hex Head Csk Machine Screws and Phillips Head Fixing Screws/Plugs

PLEASE ENQUIRE AS TO WHETHER YOUR PREFERRED FINISH IS AVAILABLE

Polaris Hinges for 10/12mm glass (Non hold open out only, soft close action, max 45kg, up to 800mm door width)






PRODUCT	CODE	DESCRIPTION	T.P.G. PAGE	POLISHED CHROME	BRUSHED SATIN CHROME	MATT BLACK
	320SGW	Wall Fix Hinge Flush L Mounting Plate with 4 Wall Fixing Holes	For glass preparation & technical details please refer to the Polaris Soft Close Hinge Product Guide available for download from our website.	175.00		195.00
	320SGG	Glass to Glass Fix Hinge (180° Angle)				
	320WB	Glass to Wall/Floor Bracket		35.00		

Polaris Shower Hinges require a door stop (see page 15) if not closing against fixed panel

**MOST ORDERS ARE FREE INTO STORE, BY  
STANDARD ROAD FREIGHT, WHEN THEY TOTAL  
\$250 OR MORE INC. GST**

**SOME PRODUCTS MAY ATTRACT ADDITIONAL  
FREIGHT DUE TO THEIR WEIGHT OR SIZE**

Elite Hinges for 6/8mm glass (25kg per two hinges & 37.5kg per three hinges with 700mm max door width)

PRODUCT	CODE	DESCRIPTION	T.P.G. PAGE	POLISHED CHROME	SATIN CHROME	POLISHED GOLD	MATT BLACK
	EL1	Wall Fix Hinge Standard Mounting Plate with 4 Wall Fixing Holes	1.5a	45.00	POA	POA	
	EL1-L3	Wall Fix Hinge Side Mounting Plate with 3 Wall Fixing Holes			50.00		
	EL2	Glass to Glass Fix Hinge (180° Angle)	1.5b	65.00	70.00		
	EL2-135	Glass to Glass Fix Hinge (135° Angle)		70.00	POA		
	EL2-BF	Glass to Glass Bifold Hinge (180° Angle)	1.5c	55.00	60.00		

Hinges supplied Hex Head Csk Machine Screws and Phillips Head Fixing Screws/Plugs



**PLEASE ENQUIRE AS TO WHETHER YOUR PREFERRED FINISH IS AVAILABLE**

2018 / 2019 Price List - All prices exclude GST








STANDARD TRADE  
DISCOUNT FOR  
THIS SECTION

25%

BOX & BULK  
QUANTITY  
DISCOUNTS

POA



### Crest Hinges for 6/8mm glass (25/40kg per two/three hinges with 762/915mm max door width)

PRODUCT	CODE	DESCRIPTION	T.P.G. PAGE	POLISHED CHROME	SATIN CHROME	POLISHED GOLD	MATT BLACK
	CL1	Wall Fix Hinge Standard Mounting Plate with 4 Wall Fixing Holes	1.6a	45.00	50.00	55.00	
	CL1-L	Wall Fix Hinge Single Sided Mounting Plate with 3 Wall Fixing Holes					
	CL2	Glass to Glass Fix Hinge (180° Angle)	1.6b	65.00	POA		
	CL2-135	Glass to Glass Fix Hinge (135° Angle)		75.00			
	CL2-BF	Glass to Glass Bifold Hinge (180° Angle)	1.6c	55.00	60.00	65.00	

Hinges supplied with Hex Head Machine Screws & Phillips Head Fixing Screws/Plugs

PLEASE ENQUIRE AS TO WHETHER YOUR PREFERRED FINISH IS AVAILABLE

### Slide-On Privacy Latches & Lock for 8/10mm Glass


PRODUCT	CODE	DESCRIPTION	T.P.G. PAGE	POLISHED CHROME	SATIN CHROME	POLISHED GOLD	MATT BLACK
 Indicator Side   Keeper   Snib Side	MPL1	Slide-On Glass to Wall Pivot Door Privacy Latch  Including Wall Keeper Plate	1.7a	70.00	75.00	POA	
 Latch   Keeper	MPL2	Slide-On Glass to Glass Pivot Door Privacy Latch		95.00	100.00		

PLEASE ENQUIRE AS TO WHETHER YOUR PREFERRED FINISH IS AVAILABLE



**MOST ORDERS ARE FREE INTO STORE, BY  
STANDARD ROAD FREIGHT, WHEN THEY TOTAL  
\$250 OR MORE INC. GST**

**SOME PRODUCTS MAY ATTRACT ADDITIONAL  
FREIGHT DUE TO THEIR WEIGHT OR SIZE**

### Slide-On Lock for 8/10mm glass

PRODUCT	CODE	DESCRIPTION	T.P.G. PAGE	POLISHED CHROME	SATIN CHROME	POLISHED GOLD	MATT BLACK
 Lock Side   Keeper	MP65	Slide-On Glass to Wall/Floor Lock  Including Keeper Plate	1.7b	55.00	60.00	POA	

### Elite & Crest Privacy Latches for 8/10mm Glass

PRODUCT	CODE	DESCRIPTION	T.P.G. PAGE	POLISHED CHROME	SATIN CHROME	POLISHED GOLD	MATT BLACK
 Indicator Side   Keeper   Snib Side	MFPL1	Glass to Wall Pivot Door Privacy Latch  Including Keeper Plate	1.7b	60.00	65.00	70.00	POA
 Indicator Side   Keeper   Snib Side	CPL1	Glass to Wall Pivot Door Privacy Latch  Including Keeper Plate	1.7c				
 Indicator Side   Keeper   Snib Side	CPL1-H	Glass to Wall Sliding Door Privacy Latch  Including Keeper Plate					
 Latch   Glass Keeper	CPL2	Glass to Glass Pivot Door Privacy Latch	1.7d	80.00	85.00	90.00	
 Latch   Glass Keeper	CPL2-H	Glass to Glass Sliding Door Privacy Latch					

All supplied with Hex Head Machine Screws

PLEASE ENQUIRE AS TO WHETHER YOUR PREFERRED FINISH IS AVAILABLE

2018 / 2019 Price List - All prices exclude GST


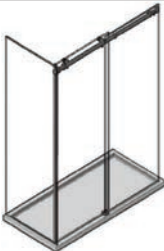










STANDARD TRADE  
DISCOUNT FOR  
THIS SECTION

25%

BOX & BULK  
QUANTITY  
DISCOUNTS

POA

### Modern Sliding Shower Systems for 8/10mm glass (45kg weight capacity)

PRODUCT	CODE	DESCRIPTION	T.P.G. PAGE	304 PSS/SSS	MATT BLACK
	F001	2000mm Wall to Wall Fixing Set	1.8a	260.00	POA
	F002	2000mm Wall to Glass Fixing Set	1.8c	296.00	
	F003	2000mm Glass to Glass Fixing Set	1.8e	332.00	
	ST01	Wall Mounting Bracket	N/A	31.00	
	ST02	Door Stop (one pair)		54.00	
	ST03	Floor Guide		43.00	
	ST04	Roller (each)		38.00	
	ST05	Fixed Panel Rail Mount		17.00	
	ST07	Original Side Panel Rail Mount		36.00	
	ST072	Alternative Side Panel Rail Mount		22.00	
	SDFP60	Sliding Door Finger Pull 58mm Diameter with blanking disc to suit 10mm glass		81.00	
	ST08	3000mm Sliding Rail			











PLEASE ENQUIRE AS TO WHETHER YOUR PREFERRED FINISH IS AVAILABLE



**MOST ORDERS ARE FREE INTO STORE, BY  
STANDARD ROAD FREIGHT, WHEN THEY TOTAL  
\$250 OR MORE INC. GST**

**SOME PRODUCTS MAY ATTRACT ADDITIONAL  
FREIGHT DUE TO THEIR WEIGHT OR SIZE**

### Elite Brackets for 10mm glass

PRODUCT	CODE	DESCRIPTION	T.P.G. PAGE	POLISHED CHROME	SATIN CHROME	POLISHED GOLD	MATT BLACK			
	MBR/MBS BRACKETS AVAILABLE IN CUSTOM ANGLES			POA						
	MBR90	90° Glass to Wall/Floor Bracket Full Round Backplate	1.9a	25.00	26.00	27.00	27.00			
	MBR90/B	90° Glass to Wall/Floor Bracket Round Button Format					POA			
	MBS90	90° Glass to Wall/Floor Bracket Full Square Backplate	1.9b				25.00	26.00	27.00	27.00
	MBS90-EXT BP	Full 50mm x 55mm Backplate	N/A	9.00	9.50	10.00				POA
	BMBS90	Bevelled 90° Glass to Bracket Full Square Backplate	1.9b	25.00	26.00	27.00				
	MBS90/B	90° Glass to Wall/Floor Bracket Square Button Format					1.9c	27.00	POA	
	MBR90SF	90° Glass to Floor Bracket Full Round Backplate& Short Leg	1.9c							27.00
	MBR90SF/B	90° Glass to Floor Bracket Round Button Format & Short Leg					1.9d	27.00	POA	
	MBS90SF	90° Glass to Floor Bracket Full Square Backplate & Short leg	1.9d	25.00	26.00	27.00				POA
	MBS90-EXT BP	Full 50mm x 55mm Backplate	N/A				9.00	9.50	10.00	
	BMBS90SF	Bevelled 90° Glass to Bracket Full Square Backplate & Short Leg	1.9d				25.00	26.00	27.00	
	MBS90SF/B	90° Glass to Floor Bracket Square Button Format & Short Leg		1.9e	27.00	POA				
	MBR90SFB	90° Glass to Floor Bracket Short Round Backplate & Short Leg	1.9e							27.00
	MBS90SFB	90° Glass to Floor Bracket Short Square Backplate & Short Leg		1.9f	27.00	POA				
	MBR90SB	90° Glass to Floor Bracket Short Round Backplate & Full Leg	1.9f				27.00	POA		
	MBS90SB	90° Glass to Floor Bracket Short Square Backplate & Full Leg								

Brackets supplied with Slotted & Hex Head Machine Screws

PLEASE ENQUIRE AS TO WHETHER YOUR PREFERRED FINISH IS AVAILABLE

STANDARD TRADE  
DISCOUNT FOR  
THIS SECTION

25%

BOX & BULK  
QUANTITY  
DISCOUNTS

POA

### Elite Brackets for 10mm glass

RODUCT	CODE	DESCRIPTION	T.P.G. PAGE	POLISHED CHROME	SATIN CHROME	POLISHED GOLD	MATT BLACK
	MBR/MBS BRACKETS AVAILABLE IN CUSTOM ANGLES			POA			
	MBR135	135° Glass to Wall Bracket Full Round Backplate	1.9g	25.00	26.00	27.00	POA
	MBR135/B	135° Glass to Wall Bracket Round Button Format					
	MBS135	135° Glass to Wall Bracket Full Square Backplate	1.9h				
	MBS135/B	135° Glass to Wall Bracket Square Button Format					
	MBR180	180° Glass to Wall Bracket Full Round Backplate 100mm Long	1.9i				
	MBR180x150	180° Glass to Wall Bracket Full Round Backplate 150mm Long					
	MBR180/B	180° Glass to Wall Bracket Round Button Format	1.9j	25.00	26.00	27.00	27.00
	MBS180	180° Glass to Wall Bracket Full Square Backplate 100mm Long					
	MBS180x150	180° Glass to Wall Bracket Full Square Backplate 150mm Long	1.9k	65.00	POA		POA
	MBS180/B	180° Glass to Wall Bracket Square Button Format					
	MBR90D	90° Glass to Glass Bracket Full Round Backplate	1.9l	30.00	31.00	32.00	
	MBR90D/B	90° Glass to Glass Bracket Round Button Format					

Brackets supplied with Slotted & Hex Head Machine Screws

PLEASE ENQUIRE AS TO WHETHER YOUR PREFERRED FINISH IS AVAILABLE

2018 / 2019 Price List - All prices exclude GST

**MOST ORDERS ARE FREE INTO STORE, BY  
STANDARD ROAD FREIGHT, WHEN THEY TOTAL  
\$250 OR MORE INC. GST**

**SOME PRODUCTS MAY ATTRACT ADDITIONAL  
FREIGHT DUE TO THEIR WEIGHT OR SIZE**

### Elite Brackets for 10mm glass

PRODUCT	CODE	DESCRIPTION	T.P.G. PAGE	POLISHED CHROME	SATIN CHROME	POLISHED GOLD	MATT BLACK
MBR/MBS BRACKETS AVAILABLE IN CUSTOM ANGLES				POA			
	MBS90D	90° Glass to Glass Bracket Full Square Backplate	1.9m	30.00	31.00	32.00	POA
	MBS90D/B	90° Glass to Glass Bracket Square Button Format					
	MBR135D	135° Glass to Glass Bracket Full Round Backplate	1.9n				
	MBR135D/B	135° Glass to Glass Bracket Round Button Format					
	MBS135D	135° Glass to Glass Bracket Full Square Backplate	1.9o				
	MBS135D/B	135° Glass to Glass Bracket Square Button Format					
	MBR180D	180° Glass to Glass Bracket Full Round Backplate	1.9p				
	MBR180D/B	180° Glass to Glass Bracket Round Button Format					
	MBS180D	180° Glass to Glass Bracket Full Square Backplate	1.9q				
	MBS180D/B	180° Glass to Glass Bracket Square Button Format					
	MBR90/180	90°/180° Glass to Glass T Bracket Round Shape	1.9r	50.00	52.00	54.00	
	MBS90/180	90°/180° Glass to Glass T Bracket Square Shape					

Brackets supplied with Slotted & Hex Head Machine Screws

PLEASE ENQUIRE AS TO WHETHER YOUR PREFERRED FINISH IS AVAILABLE

2018 / 2019 Price List - All prices exclude GST

















STANDARD TRADE  
DISCOUNT FOR  
THIS SECTION

25%

BOX & BULK  
QUANTITY  
DISCOUNTS

POA

### Elite Brackets

PRODUCT	CODE	DESCRIPTION	T.P.G. PAGE	POLISHED CHROME	SATIN CHROME	POLISHED GOLD	MATT BLACK	
	MBR90-CA	CUSTOM ANGLE BRACKETS BETWEEN 90° & 180°	N/A	POA  PLEASE NOTE THAT WE DO NOT RECOMMEND CUSTOM ANGLE BRACKETS UNDER 90° DUE TO THE POSSIBILITY OF POOR FINISH CREATED BY THE PLATING PROCEDURE. AS AN ALTERNATIVE, OUR ADJUSTABLE ANGLE BRACKETS ARE AVAILABLE BELOW.				
	MBR90D-CA							
	MBR90/B-CA							
	MBR90D/B-CA							
	MBS90-CA							
	MBS90D-CA							
	MBS90/B-CA							
	MBS90D/B-CA							
	MBR90-A	Adjustable Angle Brackets	1.9s	32.00	34.00	36.00	POA	
	MBS90-A							
	MB6	Half Round Shelf Bracket To suit 6/8/10/12mm glass With 1 Fixing Hole	1.10a	15.00	16.00	17.00		17.00
	MB8							
	MB10							
	MB12							
	MBS6	Half Square Shelf Bracket To suit 6/8/10/12mm glass		15.00	16.00	17.00	POA	
	MBS8							
	MBS10						17.00	
	MBS12						POA	
	MB10B	Glass Mounting Backplate for Shelf Brackets Suits MB/MBS bkts above   Hole Ø10mm	1.10b	5.00	6.00	7.00	POA	
	MB10-3	Half Round Cambered Shelf Bracket To suit 10mm glass with 2 Fixing Holes		20.00	21.00	22.00		

Brackets supplied with Slotted & Hex Head Machine Screws

PLEASE ENQUIRE AS TO WHETHER YOUR PREFERRED FINISH IS AVAILABLE

2018 / 2019 Price List - All prices exclude GST

**MOST ORDERS ARE FREE INTO STORE, BY  
STANDARD ROAD FREIGHT, WHEN THEY TOTAL  
\$250 OR MORE INC. GST**

**SOME PRODUCTS MAY ATTRACT ADDITIONAL  
FREIGHT DUE TO THEIR WEIGHT OR SIZE**

### Elite Brackets, Other Assorted Brackets & Shower Door Stops

PRODUCT	CODE	DESCRIPTION	T.P.G. PAGE	POLISHED CHROME	SATIN CHROME	POLISHED GOLD	MATT BLACK				
	MB10-4	Horseshoe Cambered Straight Shelf Bkt To suit 10mm glass with a choice of 3 Fixing Holes Supplied with 2 Wall Plugs & Fixing Screws	1.10c	15.00	16.00	17.00	POA				
	MBA6-10	Adjustable Shelf Brackets To suit 6-10mm glass shelves up to 200mm deep, 600mm wide & 3kg in weight per two brackets		11.00	POA						
	MB10VL	180° Round Glass to Nib Wall/Bath Bracket No hole required in glass	1.10d	23.00	24.00	25.00					
	MBS10VL	180° Square Glass to Nib Wall/Bath Bracket No hole required in glass									
	MB10HL	90° Round Glass to Nib Wall/Bath Bracket No hole required in glass	1.10e								
	MBS10HL	90° Square Glass to Nib Wall/Bath Bracket No hole required in glass									
	MV-CH	CUSTOM HEIGHT GLASS TO FLOOR UPSTAND SUPPORT BRACKET	1.10f	POA							
	MV100	Glass to Floor Upstand Support Bracket 100mm between Glass and Floor		70.00	75.00	80.00	POA				
	MB10DS	180° Glass Mounted Shower Door Stop Round Version Shown - Square Similar			45.00	50.00	POA				
	MBS10DS										
	DSP-25-L	180° Glass Mounted Shower Door Stop Left Handle Side of Door	1.11d			POA					
	DSP-25-R	180° Glass Mounted Shower Door Stop Right Handle Side of Door									
	DSP-26	90° Wall Mounted Shower Door Stop	1.11e	35.00	40.00						
	DSP-27-L	90° Glass Mounted Shower Door Stop Left Handle Side of Door									
	DSP-27-R	90° Glass Mounted Shower Door Stop Right Handle Side of Door									

**PLEASE ENQUIRE AS TO WHETHER YOUR PREFERRED FINISH IS AVAILABLE**








STANDARD TRADE  
DISCOUNT FOR  
THIS SECTION

25%

BOX & BULK  
QUANTITY  
DISCOUNTS

POA

### Crest Brackets for 6/8/10mm glass

PRODUCT	CODE	DESCRIPTION	T.P.G. PAGE	POLISHED CHROME	SATIN CHROME	POLISHED GOLD	MATT BLACK
	MBC90SF	90° Glass to Floor Bracket With Short Fixing Leg	1.11a	19.00	20.00	21.00	POA
	MBC90-2	90° Glass to Wall/Floor Bracket					
	MBC90D	90° Glass to Glass Bracket	1.11b	26.00	27.00	28.00	
	MBC135	135° Glass to Wall Bracket					
	MBC135D	135° Glass to Glass Bracket	1.11c				
	MBC180	180° Glass to Wall Bracket					
	MBC180D	180° Glass to Glass Bracket	1.11d				

Supplied with Hex Head Machine/Fixing Screws/Plugs

PLEASE ENQUIRE AS TO WHETHER YOUR PREFERRED FINISH IS AVAILABLE

### Adjustable Bracing Bars, Overpanel Clamps

PRODUCT		CODE	DESCRIPTION	T.P.G. PAGE	POLISHED CHROME	SATIN CHROME	POLISHED GOLD	MATT BLACK	
		MGWB90-1000	Glass to Wall Bracing Bar	1.12a	95.00	100.00	105.00	POA	
		MGWBS90-1000		1.12b	125.00	130.00	135.00		
		MGWB90-1350	Round & Square Shape	1.12a	100.00	105.00	110.00		
		MGWBS90-1350		1.12b	130.00	135.00	140.00		
		MGGB135	Glass to Glass Bracing Bar	1.12a	135.00	140.00	145.00		
		MGGBS135		Round & Square Shape	1.12b	140.00	145.00		150.00
		MGWB240	45° Glass to Wall Bracing Bar Round Shape	1.12c	100.00	POA			
		OPF1	Overpanel Clamp Round/Square		30.00 Per Pair				
		OPF2							
		OPF1.SQ	10mm Fixed Panel 1 = 6mm Overpanel 2 = 10mm Overpanel						
		OPF2.SQ							





PLEASE ENQUIRE AS TO WHETHER YOUR PREFERRED FINISH IS AVAILABLE



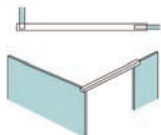
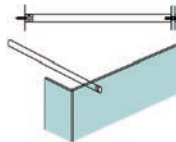
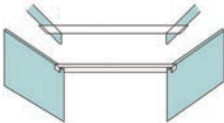

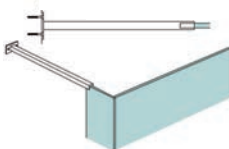
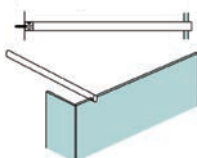
MOST ORDERS ARE FREE INTO STORE, BY  
STANDARD ROAD FREIGHT, WHEN THEY TOTAL  
\$250 OR MORE INC. GST

SOME PRODUCTS MAY ATTRACT ADDITIONAL  
FREIGHT DUE TO THEIR WEIGHT OR SIZE

### Cut to Length Header Tube with Connectors

PRODUCT			CODE	DESCRIPTION	T.P.G. PAGE	PSS
  OF-WS-18	  OF-WS-16	  OF-WS-4	OF-WS-18	Header Tube Side Panel Connector	1.12d	20.00
			OF-WS-16	Header Tube Fixed Panel Connector		21.00
			OF-WS-4	Header Tube Wall Connector	1.12e	15.00
  OF-WS-3010			OF-WS-3010	Cut to Length Header Tube (30mm x 10mm x 1500mm)		41.00

### Custom Length Bracing Bars

PRODUCT	CODE	DESCRIPTION	T.P.G. PAGE	POLISHED CHROME	SATIN CHROME	POLISHED GOLD
	MCB1	Glass to Glass Brace	1.13a	POA		
	MCB2	Glass to Wall Brace				
	MCB3	Glass to Glass Brace	1.13b			
	MCB4	Glass to Glass Brace				
	MCB5	Glass to Wall Brace	1.13c			
	MCB6	Glass to Wall Brace				

PLEASE ENQUIRE AS TO WHETHER YOUR PREFERRED FINISH IS AVAILABLE















STANDARD TRADE  
DISCOUNT FOR  
THIS SECTION

25%

BOX & BULK  
QUANTITY  
DISCOUNTS

POA





### 10mm Toughened Glass Shelves

PRODUCT	CODE	DESCRIPTION	T.P.G. PAGE	CLEAR	ULTRA CLEAR
	GS150	150mm Radius Corner Shelf	1.14a	12.00	N/A
	GSA200	200mm Angled Corner Shelf		16.00	
	GS200	200mm Radius Corner Shelf	1.14b	16.00	20.00
	GSS200	200mm Radius Corner Soap Dish Shelf		38.00	43.00
	GS250	250mm Radius Corner Shelf	1.14c	20.00	26.00
	GSS250	250mm Radius Corner Soap Dish Shelf		39.00	49.00
	GSA250	250mm Angled Corner Shelf	1.14d	22.00	N/A
	GS300	300mm Radius Corner Shelf		24.00	
	GST500	100mm & 150mm x 500mm Tapered Shelf	1.14e	22.00	
	GSL500	150mm x 500mm Straight Shelf			
	GSC500	R100/150mm x 500/600mm Curved/Wave Shelf	1.14f	24.00	
	GS-WAVE				
	GS-RECTO 300	150mm x 300/600/900mm Straight Shelf			
	GS-RECTO 600				
	GS-RECTO 900			36.00	
	GS-CIRCO	R150 x 300mm Half Circle Shelf	1.14g	24.00	
	GS-CRESCENT	150mm x 500mm Crescent Shelf		40.00	

MOST ORDERS ARE FREE INTO STORE, BY  
STANDARD ROAD FREIGHT, WHEN THEY TOTAL  
\$250 OR MORE INC. GST

SOME PRODUCTS MAY ATTRACT ADDITIONAL  
FREIGHT DUE TO THEIR WEIGHT OR SIZE

### Brass Shower Door Handles

PRODUCT	CODE	DESCRIPTION	T.P.G. PAGE	POLISHED CHROME	SATIN CHROME	POLISHED GOLD	MATT BLACK
	M150	Double D Pull Handle Set 152mm Hole Centres 12mm Diameter Holes	1.15a	See page 21 for PSS Finish	See page 21 for SSS Finish	55.00	
	MW30	Highlight Washer Ø30/37/43mm Diameter	1.15b	9.50	POA		
	MW37			9.85			
	MW43			10.20			
	MF150	Fineline Double Pull Handle Set Round Section 150mm Hole Centres 10mm Diameter Holes see page 21 for similar stock handle in PSS & SSS		POA			POA
	MFS150	Fineline Double Pull Handle Set Square Section 150mm Hole Centres 10mm Diameter Holes see page 21 for similar stock handle in PSS & SSS	1.15c	N/A	78.00	90.00	

PLEASE ENQUIRE AS TO WHETHER YOUR PREFERRED FINISH IS AVAILABLE

















STANDARD TRADE  
DISCOUNT FOR  
THIS SECTION

25%

BOX & BULK  
QUANTITY  
DISCOUNTS

POA

### Shower Handles & Knobs

PRODUCT	CODE	DESCRIPTION	T.P.G. PAGE	POLISHED CHROME	SATIN CHROME	POLISHED GOLD	MATT BLACK
	MK20	Groove Pull Knob Set 10mm Diameter Hole	1.15c	15.00	17.00	19.00	POA
	MK25	Big Groove Pull Knob Set 10mm Diameter Hole	1.15d	19.00	22.00	30.00	
	MK25B	Big Groove Pull Knob with Button 10mm Diameter Hole		27.40	28.50	39.00	POA
	MH40	Short Groove Pull Knob Set 10mm Diameter Hole	1.15e	13.20	15.20	17.20	
	MKS25	Square Pull Knob Set 10mm Diameter Hole		29.00	32.00	41.00	
	SK38	Big Square Pull Knob Set 10mm Diameter Hole	1.15f	POA	POA		
	MK38	Tow Ball Pull Knob Set 10mm Diameter Hole		42.20			
	MK60	Cone Pull Knob Set 10mm Diameter Hole	1.15g	36.75	POA		
	MK241	Button Pull Knob Set 12mm Diameter Hole					
	MK311	Finger Pull Knob Set 12mm Diameter Hole	1.15h	20.00	22.00	28.00	POA
	MK401	Big Dip Pull Knob Set 12mm Diameter Hole					
	MK402	Little Dip Pull Knob Set 12mm Diameter Hole	1.15i	20.00	22.00	28.00	POA
	MK403	Ridges Pull Knob Set 12mm Diameter Hole					
	SK30	Deep Groove Pull Knob Set 12mm Diameter Hole	1.15j	65.00	67.00	69.00	POA
	SK50	Oblong Pull Set					
	SH50	2 x 12mm Holes Vertically 26mm Apart May need to be slotted	1.15k				




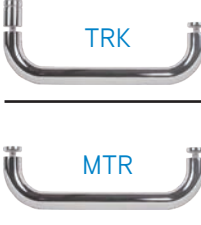



PLEASE ENQUIRE AS TO WHETHER YOUR PREFERRED FINISH IS AVAILABLE

2018 / 2019 Price List - All prices exclude GST

MOST ORDERS ARE FREE INTO STORE, BY  
STANDARD ROAD FREIGHT, WHEN THEY TOTAL  
\$250 OR MORE INC. GST

SOME PRODUCTS MAY ATTRACT ADDITIONAL  
FREIGHT DUE TO THEIR WEIGHT OR SIZE

### Stainless Steel Shower Door Handles

PRODUCT	CODE	DESCRIPTION	T.P.G. PAGE	PSS	SSS	MATT BLACK
	M150	Double D Pull Handle Set 152mm Hole Centres 12mm Diameter Holes	1.15a	35.00	30.00	POA
	M210	Double D Pull Handle Set 210/250/300/400/450/500mm Hole Centres 14mm Diameter Holes	1.16a	POA		
	M250			70.00	65.00	
	M300			75.00	70.00	
	M400			80.00	75.00	
	M450			85.00	80.00	
	M500			90.00	85.00	
	MD250	Delta Double Pull Handle Set 250mm Hole Centres 10mm Diameter Holes		80.00	75.00	
	TRK210/MTR210	Towel Rail Handle with Knob / Towel Rail 210/250/300/400/450/500mm Hole Centres 14mm Diameter Holes	1.16b	POA		
	TRK250/MTR250			60.00	55.00	
	TRK300/MTR300			65.00	60.00	
	TRK400/MTR400			70.00	65.00	
	TRK450/MTR450			75.00	70.00	
	TRK500/MTR500			80.00	75.00	
	GTFR150	Fineline Round Pull Handle Set 150/250mm Hole Centres 10mm Diameter Holes	1.16c	80.00	75.00	
	GTFR250			95.00	90.00	
	GTFS150	Fineline Square Pull Handle Set 150/250mm Hole Centres 10mm Diameter Holes		80.00	75.00	
	GTFS250			95.00	90.00	
	GTRA250	Rectangular Pull Handle Set 250mm Hole Centres 14mm Diameter Holes	1.16d	95.00	90.00	

PLEASE ENQUIRE AS TO WHETHER YOUR PREFERRED FINISH IS AVAILABLE



STANDARD TRADE  
DISCOUNT FOR  
THIS SECTION

25%

BOX & BULK  
QUANTITY  
DISCOUNTS

POA

### Stainless Steel Shower Door Handles, Sliding Door Finger Pulls & Robe Hooks

PRODUCT	CODE	DESCRIPTION	T.P.G. PAGE	PSS	SSS	MATT BLACK
	CUBIX25210	Cubix Pull Handle Set 210mm Hole Centres 10mm Diameter Holes	1.16d	POA		POA
	CURVE210	Curve Pull Handle Set 210mm Hole Centres 14mm Diameter Holes	1.16e	345.00		
	WAVE210	Wave Pull Handle Set 210mm Hole Centres 14mm Diameter Holes				
	SDFP70	Sliding Door Finger Pull 55mm Hole	1.16f	70.00		
	SDFP60	Sliding Door Finger Pull 50mm Hole		35.00	POA	
	RH19-B	Glass Mount Robe Hook 10mm Hole	1.17a	POA		
	RH19-C	Glass Mount Robe Hook with csk fixing				
	RH19-L	Solid Wall Robe Hook with lagscrew				

RH19-B Shown

RH19-B Shown

PLEASE ENQUIRE AS TO WHETHER YOUR PREFERRED FINISH IS AVAILABLE

MOST ORDERS ARE FREE INTO STORE, BY  
STANDARD ROAD FREIGHT, WHEN THEY TOTAL  
\$250 OR MORE INC. GST

SOME PRODUCTS MAY ATTRACT ADDITIONAL  
FREIGHT DUE TO THEIR WEIGHT OR SIZE

### Robe Hooks & Toilet Roll Holders

PRODUCT	CODE	DESCRIPTION	T.P.G. PAGE	POLISHED CHROME	SATIN CHROME	POLISHED GOLD
	RH1	Tow Ball Robe Hook for glass mounting 10mm Hole	1.17a	POA		
	EX-105	Round Peg Robe Hook For glass & wall mounting 10mm Hole	1.17b	134.00 PSS	POA	N/A
	RE-105	Square Peg Robe Hook For glass & wall mounting 10mm Hole				
	TRH1	Toilet Roll Holder For glass mounting 10mm Hole	1.17c	POA	115.00	135.00
	MTRH1	Modern Toilet Roll Holder For glass & wall mounting 10mm Hole		N/A		
	EX-1309	EXX Toilet Roll Holder For glass & wall mounting 10mm Hole	1.17d	165.00	POA	N/A
	RE-1309	Retro Toilet Roll Holder For glass & wall mounting 10mm Hole, 60mm CTC		231.00		

PLEASE ENQUIRE AS TO WHETHER YOUR PREFERRED FINISH IS AVAILABLE

HANDLING FEE OF \$20 FOR  
ORDERS UNDER 20 LENGTHS

OR


WHEN TOTAL VALUE OF LENGTHS  
IS UNDER \$125 (inc GST) IN AN  
ORDER WITH OTHER PRODUCTS

### Towel Rails

PRODUCT	CODE	DESCRIPTION	T.P.G. PAGE	POLISHED CHROME
 	R-0014	RIALTO SINGLE TOWEL RAIL  For glass & wall mounting	1.17e	231.00
	R-0016			242.00
	R-0019			247.50
	R-5016	RIALTO DOUBLE TOWEL RAIL  For glass & wall mounting		297.00
	R-5019			313.50
 	RE-0016	RETRO SINGLE TOWEL RAIL  For glass & wall mounting	1.17f	253.00
	RE-0019			264.00
	RE-5016	SQ DOUBLE TOWEL RAIL  For glass & wall mounting		313.50
	RE-5019			335.50

PLEASE ENQUIRE AS TO WHETHER YOUR PREFERRED FINISH IS AVAILABLE

### Channel, Angle & Water Deflector/Bar

PRODUCT		CODE	DESCRIPTION	T.P.G. PAGE	POLISHED SILVER	NATURAL ANODISED	MATT BLACK
 CS16	 CS18	CS16	Channel Section, 16mm x 10mm x 2500mm	1.18a	31.00		41.00
		CS18	Channel Section, 18mm x 19mm x 2500mm		30.00		52.00
 HS18	 CS15	HS18	H Channel Section, 28mm x 18mm x 3000mm	1.18b	POA		
		CS15	Channel Section, 15mm x 18mm x 2500mm		34.00		46.00
 CC18/15	 CC45	CC18	Channel End Cap, to suit CS18 & CS15	1.18c	4.00		POA
		CC15					
		CC45	Channel End Cap, to suit 45° mitre on CS18				
 AS18	 AS6	AS18	Angle Section, 18mm x 19mm x 2500mm	1.18d	36.00		
		AS6	Angle Section, 18mm x 6mm x 1400mm		16.00		
 WD1	 HR1	WD1	Water Deflector, 1400mm long	1.18e	16.00		29.00
		HR1	Half Round Waterbar, 1400mm long				
		HR2	Half Round Waterbar, 1500mm long		20.00 Clear Acrylic		

PLEASE ENQUIRE AS TO WHETHER YOUR PREFERRED FINISH IS AVAILABLE

HANDLING FEE OF \$20 FOR  
ORDERS UNDER 20 LENGTHS

OR




















WHEN TOTAL VALUE OF LENGTHS  
IS UNDER \$125 (inc GST) IN AN  
ORDER WITH OTHER PRODUCTS

MANUFACTURED FRAMELESS  
GLASS SYSTEMS

02 4708 2563

manufactured@mfgs.com.au

## Water Deflector/Bar, Shower Hob & Waterseals

PRODUCT		CODE	DESCRIPTION	T.P.G. PAGE	POLISHED SILVER	NATURAL ANODISED	GOLD	MATT BLACK	
		MWB10	Offset Waterbar, 20mm x 10mm x 2100mm	1.18f	25.00		28.00	38.00	
MWB10	MWS3	MWS3	Square Waterbar, 10mm x 10mm x 3000mm		35.00	POA		42.00	
		MSH15	Shower Hob, 25mm x 15mm x 2100mm	1.18g	31.00		37.00	40.00	
PRODUCT		CODE	DESCRIPTION					T.P.G. PAGE	PRICE
		MT1	TRANSPARENT WALL SEALS	PVC rigid back & flexible seal, 2000mm, used with bond tape				1.18g	14.00
MT1	MWS10-1	MWS10-1		Rigid PVC, 2200mm, for 10mm glass				1.18h	
		MWS10-3		PVC rigid channel & rigid/flexible fin, 2200mm, for 10mm glass					
MWS10-3	MWS10-4	MWS10-4		PVC rigid channel/90° leg & rigid/flexible fin, 2200mm, for 10mm glass				1.18i	
		MWS6-5		PVC rigid channel & flexible fin, 2200mm, for 8/10mm glass					
MWS6-5 MWS10-5	MWS10-6	MWS10-5		PVC rigid channel & flexible fin, 2200mm, for 10mm glass				1.18j	
		MWS10-7		PVC rigid channel & flexible tube seal, 2200mm, for 10mm glass					
MWS10-7	MWS10-9	MWS10-9		PVC rigid channel & 135° rigid/flexible fin, 2200mm, for 10mm glass				1.18k	
		MWS6-10		PVC rigid channel/water deflector & dual flexible fins, 2200mm, for 6/8/10mm glass					
		MWS8-10							
		MWS10-10							
		MWS6-12		PVC rigid channel/180° flexible leg, 2200mm, for 6/8/10mm glass				1.18l	
		MWS8-12							
		MWS10-12							
		MWS10-13		PVC rigid channel & bubble seal, 2200mm, for 10mm glass				1.18m	
		MWS-3M		Self adhesive clear bubble seal					

PLEASE ENQUIRE AS TO WHETHER YOUR PREFERRED FINISH IS AVAILABLE

STANDARD TRADE  
DISCOUNT FOR  
THIS SECTION

**25%**

BOX & BULK  
QUANTITY  
DISCOUNTS

**POA**

PRODUCTS IN RED ARE SUPPLIED BY MANUFACTURED FRAMELESS GLASS SYSTEMS  
AND PRICES IN *ITALIC*, OR SHOWN AS POA, HAVE A LEADTIME

PRODUCTS IN BLUE ARE SUPPLIED BY MODERN FRAMELESS GLASS SYSTEMS  
AND PRICES IN *ITALIC*, OR SHOWN AS POA, HAVE A LEADTIME & UNDERLINED  
PRICING HAS NO DISCOUNT. ALL OTHER PRODUCTS ARE EXSTOCK + DELIVERY TIME

## ANCHOR FIXINGS

- 27. UNCOVERED & COVERED COUNTERSUNK BUSHES
- 28. BUTTON HEAD WITH BUSH & SCREW, DOUBLE BUTTON HEAD, BUTTON HEAD  
& THREAD, BUTTON HEAD & LAGSCREW AND C SPANNERS
- 29. COVERED COUNTERSUNK & BUTTON HEAD ANCHORS

HEAVY DUTY ANCHORS SUITABLE  
FOR POOL FENCING & BALUSTRADES  
SEE PAGE 82

### Glossary of Standard Finishes (Others available on request)



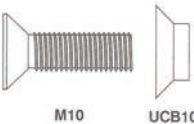
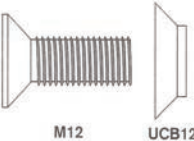
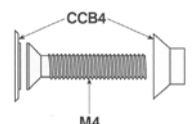
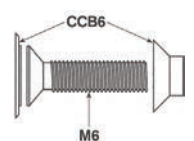
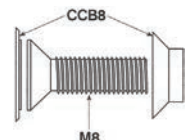
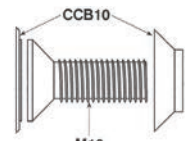
Plated:	C	Polished Chrome	Stainless:	PSS	Polished/Mirror
	SC	Satin Chrome (Brushed)		SSS	Satin/Brushed
	G	Polished Gold	Anodised:	PS	Polished Silver
	MB	Matt Black		PG	Polished Gold
Glass:	CL	Clear Toughened Glass		NA	Natural
	UC	Ultra Clear Toughened Glass		SSA	Satin Stainless



MOST ORDERS ARE FREE INTO STORE, BY  
STANDARD ROAD FREIGHT, WHEN THEY TOTAL  
\$250 OR MORE INC. GST

SOME PRODUCTS MAY ATTRACT ADDITIONAL  
FREIGHT DUE TO THEIR WEIGHT OR SIZE

### Uncovered / Covered Countersunk Bushes

PRODUCT	CODE	DESCRIPTION	T.P.G. PAGE	304 SSS
 <p>M6 UCB6</p>	UCB6	Bush Only Suits 8 & 10mm Glass	2.1a	\$8.29
	M6UCB6	Bush with M6 x 50mm Stainless Steel Set Screw		\$11.98
 <p>M8 UCB8</p>	UCB8	Bush Only Suits 8, 10 & 12mm Glass		\$8.29
	M8UCB8	Bush with M8 x 50mm Stainless Steel Set Screw		\$12.44
 <p>M10 UCB10</p>	UCB10	Bush Only Suits 8, 10 & 12mm Glass		\$8.29
	M10UCB10	Bush with M10 x 50mm Stainless Steel Set Screw		\$14.19
 <p>M12 UCB12</p>	UCB12	Bush Only Suits 10, 12 & 15mm Glass		\$8.29
	M12UCB12	Bush with M12 x 50mm Stainless Steel Set Screw		\$18.02
 <p>M4 CCB4</p>	CCB4	Stainless Steel Covered Bush Only Suits 6mm Glass		\$20.00
	M4CCB4	Stainless Steel Covered Bush with M4 x 50mm Stainless Steel Set Screw		\$20.09
 <p>M6 CCB6</p>	CCB6	Stainless Steel Covered Bush Only Suits 8 & 10mm Glass		\$20.00
	M6CCB6	Stainless Steel Covered Bush with M6 x 50mm Stainless Steel Set Screw		\$21.89
 <p>M8 CCB8</p>	CCB8	Stainless Steel Covered Bush Only Suits 8, 10 & 12mm Glass		\$20.00
	M8CCB8	Stainless Steel Covered Bush with M8 x 50mm Stainless Steel Set Screw		\$22.35
 <p>M10 CCB10</p>	CCB10	Stainless Steel Covered Bush Only Suits 10, 12 & 15mm Glass		\$20.00
	M10CCB10	Stainless Steel Covered Bush with M10 x 50mm Stainless Steel Set Screw		\$23.96



STANDARD TRADE  
DISCOUNT FOR  
THIS SECTION

35%

BOX & BULK  
QUANTITY  
DISCOUNTS

POA

### Button Head with Bush & Screw

PRODUCT	CODE	DESCRIPTION	T.P.G. PAGE	Satin Chrome
	MB19S	19mm Buttonhead with Bush & Screw (Glass Hole Size Ø10mm)	2.2b	22.00

### Double Button Head & Thread

PRODUCT	CODE	DESCRIPTION	T.P.G. PAGE	316 SSS	316 PSS
	DB19-X	19mm Diameter (Glass Hole Size Ø10mm)	2.2a	POA	POA
	DB25-X	25mm Diameter (Glass Hole Size Ø10mm)			
	DB32-X	32mm Diameter (Glass Hole Size Ø20mm)			
	DB38-X	38mm Diameter (Glass Hole Size Ø20mm)			
	DB50-X	50mm Diameter (Glass Hole Size Ø20mm)			

Replace "X" in code with required length of thread between button heads when tightened

### Button Head & Thread

	BT19-Y	19mm Diameter (Glass Hole Size Ø10mm)	2.2a	POA
	BT25-Y	25mm Diameter (Glass Hole Size Ø10mm)		
	BT32-Y	32mm Diameter (Glass Hole Size Ø20mm)		
	BT38-Y	38mm Diameter (Glass Hole Size Ø20mm)		
	BT50-Y	50mm Diameter (Glass Hole Size Ø20mm)		

Replace "Y" in code with required length of threaded rod from button head. Stock length is 18mm

### Button Head & Lagscrew

	BL19-Z	19mm Diameter (Glass Hole Size Ø10mm)	2.2b	POA
	BL25-Z	25mm Diameter (Glass Hole Size Ø10mm)		
	BL32-Z	32mm Diameter (Glass Hole Size Ø20mm)		
	BL38-Z	38mm Diameter (Glass Hole Size Ø20mm)		
	BL50-Z	50mm Diameter (Glass Hole Size Ø20mm)		

Replace "Z" in code with required length of Lag Screw from button head  
All anchors are supplied with a plastic sleeve & 2 nylon washers

### Threaded Rod & Lagscrew Sizes

Ø19mm & Ø25mm Button Heads	M6 Threaded Rod, M6 Lagscrew with Min. Length of 25mm/Max. 45mm
Ø32mm & Ø38mm Button Heads	M10 Threaded Rod, M10 Lagscrew with Min. Length of 50mm/Max. 115mm
Ø50mm Button Heads	M10 Threaded Rod, M10 Lagscrew with Min. Length of 50mm/Max. 115mm


### C Spanners

PRODUCT	CODE	DESCRIPTION	T.P.G. PAGE	PRICE
	MACS19-50	C SPANNER To suit Ø19mm to Ø50mm Glass Anchors	N/A	85.00



MOST ORDERS ARE FREE INTO STORE, BY  
STANDARD ROAD FREIGHT, WHEN THEY TOTAL  
\$250 OR MORE INC. GST

SOME PRODUCTS MAY ATTRACT ADDITIONAL  
FREIGHT DUE TO THEIR WEIGHT OR SIZE

### C Spanners

PRODUCT	CODE	DESCRIPTION	T.P.G. PAGE	PRICE
	MACS38-50	C SPANNER To suit Ø38mm to Ø50mm Glass Anchors	N/A	26.00

### Covered Countersunk / Button Head Anchors

PRODUCT	CODE	DESCRIPTION	T.P.G. PAGE	304 SSS	304 PSS	316 SSS	316 PSS
	GSCC-19x25	19mm Diameter x 25mm Body	2.3a	POA	COVERED COUNTER- SUNK CAPS ARE ONLY AVAILABLE IN 304 GRADE STAINLESS STEEL THEREFORE 316 GRADE PRICING ISN'T SHOWN		
	GSCC-19x50	19mm Diameter x 50mm Body					
	GSCC-25x25	25mm Diameter x 25mm Body					
	GSCC-25x50	25mm Diameter x 50mm Body					
	GSCC-32x25	32mm Diameter x 25mm Body					
	GSCC-32x50	32mm Diameter x 50mm Body					
PRODUCT	CODE	DESCRIPTION	T.P.G. PAGE		316 SSS	316 PSS	
	GSBH-19x25	19mm Diameter x 25mm Body	2.3a		POA		
	GSBH-19x50	19mm Diameter x 50mm Body					
	GSBH-25x25	25mm Diameter x 25mm Body					
	GSBH-25x50	25mm Diameter x 50mm Body					
	GSBH-32x25	32mm Diameter x 25mm Body					
	GSBH-32x50	32mm Diameter x 50mm Body					

304 SSS 5mm & 10mm Spacers available on request POA

### Available Fixings (at an additional cost)



Flat Washer



Hex Nut



Dome Nut



Spring Toggle



Hollow Wall Anchor



Masonry Anchor



Woodfix Lagscrew

STANDARD TRADE  
DISCOUNT FOR  
THIS SECTION

**35%**

BOX & BULK  
QUANTITY  
DISCOUNTS

**POA**

PRODUCTS IN RED ARE SUPPLIED BY MANUFACTURED FRAMELESS GLASS SYSTEMS  
AND PRICES IN */ITALIC/*, OR SHOWN AS POA, HAVE A LEADTIME

PRODUCTS IN BLUE ARE SUPPLIED BY MODERN FRAMELESS GLASS SYSTEMS  
AND PRICES IN */ITALIC/*, OR SHOWN AS POA, HAVE A LEADTIME & UNDERLINED  
PRICING HAS NO DISCOUNT. ALL OTHER PRODUCTS ARE EXSTOCK + DELIVERY TIME

## PIVOT DOOR HARDWARE

- 31. TOP PIVOTS & PATCH FITTINGS
- 33. PANIC EXIT DEVICE SETS
- 35. DOOR STRAPS, FLOOR PIVOTS/PACKERS, GLASS CONNECTORS & FIN HARDWARE
- 36. DOOR STOPS & PIVOT POLES
- 37. AUSTVISION SPIDER FITTINGS
- 40. YALE SMART TOUCH DIGITAL LOCKSET
- 41. GFS E-LOCK
- 42. ELECTRIC DROP BOLTS, MAG LOCKS, STRIKES & LATCHES
- 43. SLIDE-ON & STANDARD PATCH BOLTS / LOCKS
- 45. SECURITY PATCH LOCKS (3582) & LEVER LOCKS / LATCH SETS
- 46. SECURITY LOCKSET & KEEPER / CYLINDERS & ASSOCIATED PARTS
- 47. GCC & METRO DOOR RAILS / ACCESSORIES AND MODERN FLOORSPRINGS
- 49. CONCEALED OVERHEAD CLOSERS AND GEZE FLOORSPRINGS
- 50. OZONE PATCH, BILOBA/POLARIS HINGES & GFS DOOR CLOSER SYSTEM
- 51. PULL HANDLES
- 53. CHANNEL SECTIONS AND DOOR SEALS

Glossary of Standard Finishes (Others available on request)

Plated:	C	Polished Chrome	Stainless:	PSS	Polished/Mirror
	SC	Satin Chrome (Brushed)		SSS	Satin/Brushed
	G	Polished Gold	Anodised:	PS	Polished Silver
	MB	Matt Black		PG	Polished Gold
Glass:	CL	Clear Toughened Glass		NA	Natural
	UC	Ultra Clear Toughened Glass		SSA	Satin Stainless

MOST ORDERS ARE FREE INTO STORE, BY  
STANDARD ROAD FREIGHT, WHEN THEY TOTAL  
\$250 OR MORE INC. GST

SOME PRODUCTS MAY ATTRACT ADDITIONAL  
FREIGHT DUE TO THEIR WEIGHT OR SIZE

### Patch Fittings

PRODUCT	CODE	DESCRIPTION	T.P.G. PAGE	NA	SSS	PSS
	9118/9	Wind Down Top Pivot Set	3.1a	N/A	24.00	N/A
	MP24	Top Pivot with mounting plate			12.00	
	MP25	Top Pivot with M8 threaded rod, washer & nut	N/A		16.00	N/A
	MP34	Overpanel to Wall Patch adaptable for centre fixing	3.1f	74.00	74.00	
	MPSI	Stop Insert for Pivot Patch Fittings		8.50		
	MP40	Overpanel / Side Panel Patch with Top Pivot	3.1b	105.00	105.00	
	MP42-L	90° Overpanel to Side Panel Patch L/H or R/H	3.1c	POA Please check glass preparation & available finishes prior to ordering		
	MP42-R					
	MP41-L	Overpanel to Side Panel Patch Fitting with fin mounting patch fitting & top pivot, L/H or R/H	3.1d	210.00	210.00	
	MP41-R					
	MP51	Double Overpanel Patch Fitting with top pivots for double doors & fin mounting patch	3.1e	POA Please check glass preparation & available finishes prior to ordering		
	MP20	Top Patch Fitting	3.1f	60.00	60.00	
	MP20-OS	Offset Top Patch Fitting	3.1g	POA		
 MP22	MP22	Top Patch Fitting for COC	3.1g	80.00	80.00	
	MP22A	Adjustable Top Patch Fitting for COC	3.1h	POA	90.00	
	MP61	Overpanel / Side Panel Patch Fitting with stop		3.1i	75.00	75.00
	MP70	Overpanel Patch Fitting with 2 optional stops to suit double doors				
	MP71	Overpanel Patch Fitting with fin mounting patch fitting	3.1j	POA Please check glass preparation & available finishes prior to ordering		

PLEASE ENQUIRE WHETHER YOUR PREFERRED FINISH IS AVAILABLE



STANDARD TRADE  
DISCOUNT FOR  
THIS SECTION

35%

BOX & BULK  
QUANTITY  
DISCOUNTS

POA

### Patch Fittings

PRODUCT	CODE	DESCRIPTION	T.P.G. PAGE	NA	SSS	PSS
	MP80	4 Panel Glass to Glass Patch Fitting	3.1i	POA Please check glass preparation & available finishes prior to ordering		
	MP81	4 Panel Glass to Glass Patch Fitting with fin mouting patch fitting	3.1k			
	MP84	2 Panel Glass to Glass Patch Fitting	3.1l	N/A	95.00	
	MP90	1 Panel Glass to Wall Patch Fitting			80.00	
 MP28	MP28	Transom Mount Stop for single doors	3.1m	29.00	N/A	
	MP28D	Transom Mount Stop for double doors		POA		
	MP10	Bottom Patch Fitting			60.00	60.00
	MP43L	135° Overpanel to Side Panel Patch Fitting L/H & R/H	3.1n	POA Please check glass preparation & available finishes prior to ordering		
	MP43R					
	MP62	Overpanel/Side Panel Patch Fitting with stop	3.1o			
	MP91	Overpanel to Wall Patch Fitting with stop				
<div></div> <div><div>Casma Offset Patch Fittings</div></div> <div></div>			N/A			

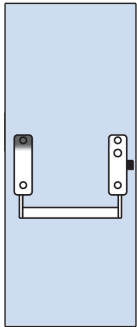
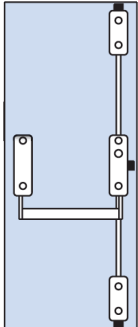
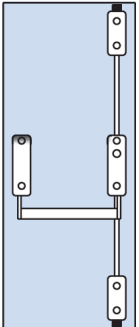

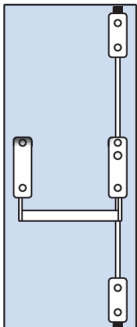
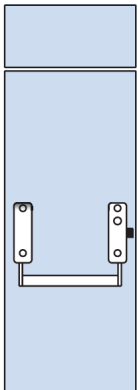
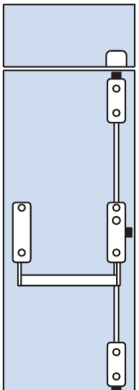
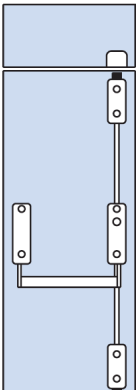
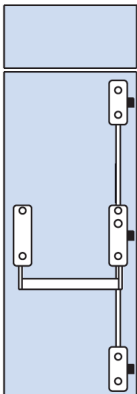
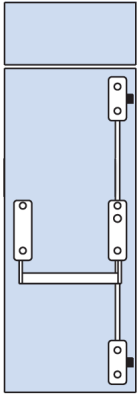


Some cover plates, inserts & stops are available for above patch fittings  
PLEASE ENQUIRE WHETHER YOUR PREFERRED FINISH IS AVAILABLE

2018 / 2019 Price List - All prices exclude GST

MOST ORDERS ARE FREE INTO STORE, BY  
STANDARD ROAD FREIGHT, WHEN THEY TOTAL  
\$250 OR MORE INC. GST

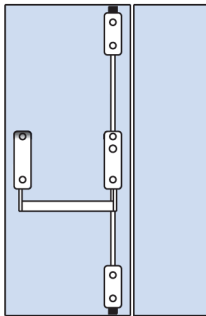
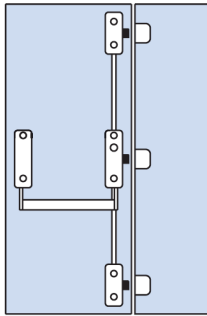
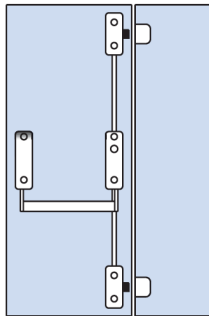
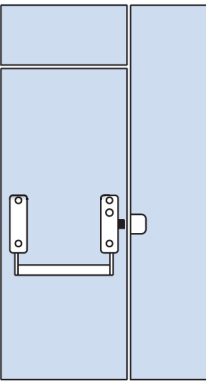
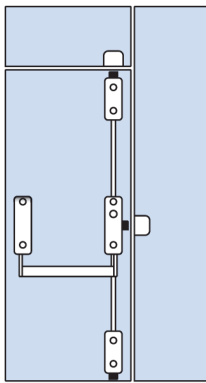
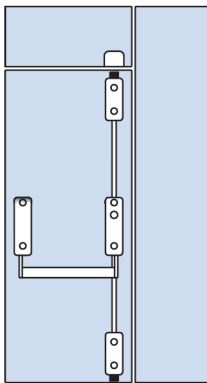
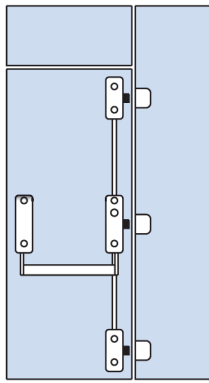
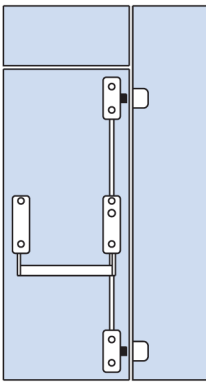

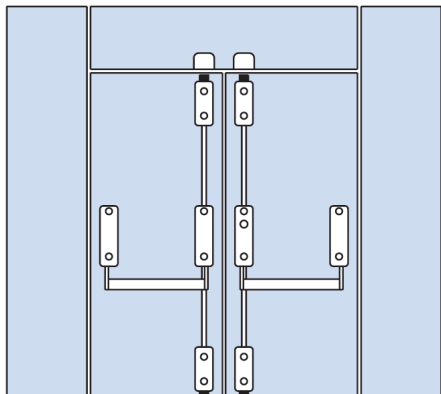
SOME PRODUCTS MAY ATTRACT ADDITIONAL  
FREIGHT DUE TO THEIR WEIGHT OR SIZE

### Panic Exit Device Sets

PRODUCT				CODE	DESCRIPTION	PRICE
				SPED1	1 LOCKING POINT (Middle)	POA
				SPED2	3 LOCKING POINTS (Top, Side & Bottom)	
				SPED3	2 LOCKING POINTS (Top & Bottom)	
				SPED4	3 LOCKING POINTS (Side)	
				SPED5	2 LOCKING POINTS (Top & Bottom)	
				SPED6	1 LOCKING POINT (Middle)	
				SPED7	3 LOCKING POINTS (Top to Overpanel, Middle & Bottom)	
				SPED8	2 LOCKING POINTS (Top to Overpanel & Bottom)	
				SPED9	3 LOCKING POINTS (Side)	
				SPED10	2 LOCKING POINTS (Side)	
				SPED11	1 LOCKING POINT (Middle to Sidepanel)	
				SPED12	3 LOCKING POINTS (Top, Middle to Side- panel & Bottom)	

Zinc Plated Steel Cases, Covers & Levers in Special Alloy, Stainless Steel Latch Bolt & Springs

### Panic Exit Device Sets




PRODUCT				CODE	DESCRIPTION	PRICE
				SPED13	2 LOCKING POINTS (Top & Bottom)	POA
				SPED14	3 LOCKING POINTS (Side to Side Panel)	
				SPED15	2 LOCKING POINTS (To Side Panel)	
				SPED16	1 LOCKING POINTS (To Side Panel)	
				SPED17	3 LOCKING POINTS (Top to Overpanel, Middle to Side Panel & Bottom)	
				SPED18	2 LOCKING POINTS (Top to Overpanel & Bottom)	
				SPED19	3 LOCKING POINTS (To Sidepanel)	
				SPED20	2 LOCKING POINTS (To Sidepanel)	
		SPED21		DOUBLE DOORS WITH 2 LOCKING POINTS (Top & Bottom)		
		SPED22		DOUBLE DOORS WITH 2 LOCKING POINTS (Top to Overpanel & Bottom)		

Zinc Plated Steel Cases, Covers & Levers in Special Alloy, Stainless Steel Latch Bolt & Springs

**MOST ORDERS ARE FREE INTO STORE, BY  
STANDARD ROAD FREIGHT, WHEN THEY TOTAL  
\$250 OR MORE INC. GST**




**SOME PRODUCTS MAY ATTRACT ADDITIONAL  
FREIGHT DUE TO THEIR WEIGHT OR SIZE**

### Door Straps, Floor Pivots & Packers





PRODUCT	CODE	DESCRIPTION	T.P.G. PAGE	SSS	MISC
	9123	Bottom Door Strap	3.2a	N/A	19.00
 MP26-1/2	MP26-1	Standard Floor Pivot Max door weight 200kg, 5.5mm/11mm clearance under door to top of fixing plate		39.00	N/A
	MP26-2				
 MP26P5/P10	MP26P5	Mill Aluminium Packers for Standard Floor Pivot 5mm & 10mm thick	3.2b	N/A	11.00
	MP26P10				15.00

PLEASE ENQUIRE WHETHER YOUR PREFERRED FINISH IS AVAILABLE

### Glass Connectors

		GX62.1	G-Tech Glass to Wall or Floor Connector	3.3a	41.00	N/A
GX62.1	GX62.4	GX62.4	G-Tech 90 Deg Glass to Glass Connector		43.00	
		VB32CNRL	Vari-Base 90 Deg Glass to Glass Connector  Ø18mm Hole Size Maximum 115mm from edge of glass 90° Arm can be cut down	N/A	76.00	

### Glass Fin Hardware (Made to your specifications)

PRODUCT	CODE	DESCRIPTION	SSS
	SGH-C	Structural Glass Hanger	POA
	FB-C	Fin Root Bracket	
	SP-C	Splice Plate	
	FS-C	Fin Shoe	

PLEASE ENQUIRE WHETHER YOUR PREFERRED FINISH IS AVAILABLE







STANDARD TRADE  
DISCOUNT FOR  
THIS SECTION

35%







BOX & BULK  
QUANTITY  
DISCOUNTS

POA

### Door Stops

PRODUCT		CODE	DESCRIPTION	T.P.G. PAGE	SATIN CHROME FINISH	POLISHED CHROME FINISH
		MP32-1	Floor Mount Stop - Cylinder shape	N/A	25.00	23.00
MP32-1	MP32-2	MP32-2	Floor Mount Stop - Quarter sphere shape		6.00	7.00
		MP32-2S	Floor Mount Stop Spacer - to suit MP32-2		4.00	N/A
MP32-2S	MP32-3	MP32-3	Floor Mount Stop - Quarter sphere shape		8.00	
		MP32-4	Floor Mount Stop - Triangular shape		12.00	N/A
MP32-4	MP32-5	MP32-5	Wall Mount Stop - Cylinder shape			

### Pivot Poles





PRODUCT	CODE	DESCRIPTION	T.P.G. PAGE	316 SSS
	MPP25	Pivot Pole Insert for MPP20 Ceiling mounted	3.5a	28.00
	MPP34	Overpanel Pivot Pole Insert to suit MPP20		157.00
	MPP40	Overpanel to Side Panel Pivot Pole Insert to suit MPP20	3.5b	258.00
	MPP60	Overpanel to Side Panel Pivot Pole Accessory Bracket		157.00
	MPP20	Top Pivot Pole	3.5c	258.00
	MPP10	Bottom Pivot Pole		258.00









MOST ORDERS ARE FREE INTO STORE, BY  
STANDARD ROAD FREIGHT, WHEN THEY TOTAL  
\$250 OR MORE INC. GST

SOME PRODUCTS MAY ATTRACT ADDITIONAL  
FREIGHT DUE TO THEIR WEIGHT OR SIZE

### Austvision Spider Pivots in 316 Satin & Polished Stainless Steel

PRODUCT	CODE	DESCRIPTION	T.P.G. PAGE	M8 Csk
	483 SSS	Transom Panel Pivot Door Spider	3.7a	POA
	483 PSS			
	452 SSS	Top Pivot Door Spider		
	452 PSS			
	485 SSS	Transom Spider Door Stop		
	485 PSS			
	451 SSS	Bottom Pivot Door Spider		
	451 PSS			

### Austvision Spider Fittings in 316 Satin & Polished Stainless Steel

PRODUCT	CODE	DESCRIPTION	T.P.G. PAGE	M10 Csk		M10 Csk Disc
	444/2 SSS	Light Weight Spider 2 Way	3.8a 3.8k	POA 		
	444/2 PSS					
	444/2/1 SSS	Light Weight Spider 2 Way 1 Side				
	444/2/1 PSS					
PRODUCT	CODE	DESCRIPTION	T.P.G. PAGE	M10 Csk	M10 Csk Disc	See Product Guide for Swivel Types
	444/4 SSS	Light Weight Spider 4 Way	3.8b 3.8k	POA		
	444/4 PSS					
	444/4/2 SSS	Light Weight Spider 4 Way 1 Side				
	444/4/2 PSS					
	445/4M SSS	Heavy Duty Spider 4 Way	3.8c 3.8k	POA		
	445/4M PSS					











STANDARD TRADE  
DISCOUNT FOR  
THIS SECTION

35%

BOX & BULK  
QUANTITY  
DISCOUNTS

POA







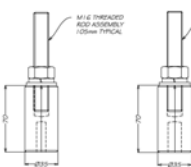
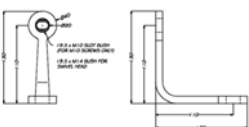

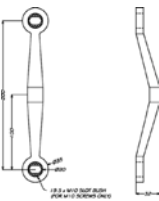
### Austvision Spider Pivots in 316 Satin & Polished Stainless Steel

PRODUCT	CODE	DESCRIPTION	T.P.G. PAGE	M10 Csk	M10 Csk Disc	See Product Guide for Swivel Types	
	445/4M/2 SSS	Heavy Duty Spider 2 Way 1 Side	3.8c 3.8k	POA			
	No Backplate						
	445/4M/2 PSS						
	No Backplate						
	445/4M/2Y SSS	Heavy Duty Spider 2 Way					
	445/4M/2Y PSS						
	445/4M/1Y SSS	Heavy Duty Spider 2 Way 1 Side	3.8d 3.8k				
	No Backplate						
	445/4M/1Y PSS						
	No Backplate						
	445/2M SSS	Heavy Duty Spider 2 Way					
	445/2M PSS						
	445/2M/1 SSS	Heavy Duty Spider 2 Way 1 Side	3.8e 3.8k				
	No Backplate						
	445/2M/1 SSS						
	No Backplate						
	443/4 SSS	Light Weight Spider 4 Way					
	443/4 PSS						
	443/2 SSS	Light Weight Spider 2 Way	3.8f 3.8k				
	443/2 PSS						
	443/4/2 SSS	Light Weight Spider 4 Way 2 Arm					
	443/4/2 PSS						
	443/2/1 SSS	Light Weight Spider 1 Way					
	443/2/1 PSS						
	446/4M SSS	Heavy Duty Spider 4 Way	3.8g 3.8k				POA
	446/4M PSS						

**MOST ORDERS ARE FREE INTO STORE, BY  
STANDARD ROAD FREIGHT, WHEN THEY TOTAL  
\$250 OR MORE INC. GST**

**SOME PRODUCTS MAY ATTRACT ADDITIONAL  
FREIGHT DUE TO THEIR WEIGHT OR SIZE**

### Austvision Spider Pivots in 316 Satin & Polished Stainless Steel

PRODUCT	CODE	DESCRIPTION	T.P.G. PAGE	M10 Csk	M10 Csk Disc	See Product Guide for Swivel Types
	446/4M/2 SSS	Heavy Duty Spider 2 Way	3.8i 3.8k	POA		
	446/4M/2 PSS					
	446/2M SSS		3.8h 3.8k			
	446/2M PSS					
	446/4M/3 SSS	Heavy Duty Spider 3 Way	3.8h 3.8k			
	446/4M/3 PSS					
	446/2M/1 SSS	Heavy Duty Spider 1 Way	3.8i 3.8k			
	446/2M/1 PSS					
	446/4M/90 SSS	Heavy Duty Spider 4 Way 90°	3.8j 3.8k			
	446/4M/90 PSS					
	446/2M/90 SSS	Heavy Duty Spider 2 Way 90°	3.8j 3.8k			
	446/2M/90 PSS					
	447/M16/M10 SSS	Standoff Spider 1 Way	3.8i			
	447/M16/M10 PSS					
	447/M16/M14 SSS					
	447/M16/M14 PSS					
	448/2/90 SSS	Special Spider Series 2 Way Link	3.8j			
	448/2/90 PSS					
	448/2 SSS					
	448/2 PSS					





STANDARD TRADE  
DISCOUNT FOR  
THIS SECTION

35%

BOX & BULK  
QUANTITY  
DISCOUNTS

POA

### Yale Digital Smart Touch Lockset




PRODUCT	CODE	DESCRIPTION	PRICE
 <p>FRONT BACK</p>	YDG313L	<p><b>Smart Touch Lockset</b></p> <p>Residential and commercial applications. Waterproof external keypad for external use. Keypad activated by three point touch. 6 to 12 digit entry code, which can be scrambled for security. Supplied with 4 touch cards (extras available). Remote module option available. Automatic lock or manual lock setting available. Battery operated (4 x A4). Use on 10 or 12mm single or double action glass doors. Use with glass side panels or solid jambs. No holes or notches required in glass. Fits existing doors with minimum 3mm clearance. Fitted with high bond tape.</p>	POA
 <p>FRONT BACK</p>	YDG313K	<p><b>Smart Touch Glass Keeper</b></p> <p>Use on 10 or 12 single or double action glass doors. No holes or notches required in glass. Fits existing doors with minimum 3mm clearance. Fitted with high bond tape.</p>	
	RCM100	<p><b>Remote Access Receiver Module</b></p> <p>Required for remote access.</p>	
	WRC100	<p><b>Wall Mountable Remote</b></p> <p>Lock and unlock function. Requires RCM 100 to operate. Operating range up to 30 meters.</p>	
	PRC100	<p><b>Key Fob Remote</b></p> <p>Unlock only function. Operating range up to 30 meters.</p>	
	ATS100	<p><b>Aluminium / Timber Strike Plate</b> 316 SSS</p>	

DOWNLOAD YALE SMART TOUCH DIGITAL LOCKING SYSTEM INFORMATION FROM OUR WEBSITE

**MOST ORDERS ARE FREE INTO STORE, BY  
STANDARD ROAD FREIGHT, WHEN THEY TOTAL  
\$250 OR MORE INC. GST**

**SOME PRODUCTS MAY ATTRACT ADDITIONAL  
FREIGHT DUE TO THEIR WEIGHT OR SIZE**

### GFS Elock to suit 8-10mm Glass Thickness

PRODUCT	CODE	DESCRIPTION	304 SSS
	E06E01810	<p>GFS E-Lock</p> <p>Left (on right side of door when viewed from the outside)</p> <p>Opening via keyboard or keycard, Powered by 4 x AA Batteries, operating temperature - 10° up to + 50° C, Moisture level for proper functioning from 15% up to 95% without compensation</p>	550.00
	E06E11810	<p>GFS E-Lock</p> <p>Right (on left side of door when view from the outside)</p> <p>Opening via keyboard or keycard, Powered by 4 x AA Batteries, operating temperature - 10° up to + 50° C, Moisture level for proper functioning from 15% up to 95% without compensation</p>	
	E06E21810	Glass Keeper	40.00
	E06E31810	Wall Keeper	20.00

STANDARD TRADE  
DISCOUNT FOR  
THIS SECTION

35%

BOX & BULK  
QUANTITY  
DISCOUNTS

POA

### Electric Drop Bolts, Mag Locks, Strikes & Latches

PRODUCT	CODE	DESCRIPTION	PRICE
	FEM2600	DROPBOLT	
	FEB2665	DROPBOLT KEEPER PATCH (LEFTHAND)	
	FEB2666	DROPBOLT KEEPER PATCH (RIGHTHAND)	
	VES1260	VLOCK	
	VES1260-GL	VLOCK GLASS KEEPER BOX	
	FEM2600	MAG LOCK (SINGLE)	POA
	FEM2600D	MAG LOCK (DOUBLE)	
	FEM2618	U BRACKET FOR GLASS MOUNTING MAG LOCK	
	FES1000	ELECTRIC STRIKE (WEATHER RESISTANT)	
	FES2000	HIGH SECURITY ELECTRIC STRIKE	
	EDH2005	GLASS DOOR LATCH	



**MOST ORDERS ARE FREE INTO STORE, BY  
STANDARD ROAD FREIGHT, WHEN THEY TOTAL  
\$250 OR MORE INC. GST**

**SOME PRODUCTS MAY ATTRACT ADDITIONAL  
FREIGHT DUE TO THEIR WEIGHT OR SIZE**

### Slide-on & Standard Patch Bolts / Locks

PRODUCT		CODE	DESCRIPTION	T.P.G. PAGE	NA	SSS SSA	PSS PS
	GFS14300	GFS14300	Slide-on GFS Bolt No glass cutout required, to suit 8-10mm Glass Thickness	3.9g	89.00	109.00	N/A
	MP374	MP374	Slide-on Patch Bolt No glass cutout required, Specify 10mm or 12mm glass	3.9a	120.00	N/A	
	GFS02301	GFS02301	GFS Bolt with Pull & Keeper Plate Glass cutout required.	3.9g	N/A	80.00	
	GFS02302	GFS02302	Glass Keeper for GFS Bolt with Pull Glass cutout required	3.9h		45.00	
	MP700N	MP700N	Slide-on Patch Lock For 10mm or 12mm glass. No glass cutout required Complete with single sided cylinder/snib & keeper plate In addition to the glass clearance, allow 4mm for thickness of the base & gasket	3.9a	N/A	125.00	
	MP700	MP700	Patch Lock - for 10mm/12mm glass. Glass cutout required. Cylinder/Snib & Keeper Plate	3.9b			
		MP456	Profile Plunger Lock - specify 10mm/12mm glass. Glass cutout required. Cylinder/Snib & Keeper Plate	3.9b	N/A	POA	
		MP100P	Bottom Corner Pin Patch Lock complete with cylinder/snib & keeper plate MP100PP also available to suit MP10 Patch Glass Prep	3.9c	125.00	125.00	
		MK240P	Keeper Plate for MP100P, MP700N & MP700		N/A	6.00	N/A
		MP100	Bottom Corner Tongue Patch Lock complete with cylinder/snib & keeper plate		125.00	125.00	
		MP200	Centre Patch Lock - complete with cylinder/snib	3.9d			
		MP220	Centre Patch Lock Keeper for MP200		75.00	75.00	
		MK240	Keeper Plate for MP100 & MP200 120mm x 25mm	3.9c	N/A	15.00	15.00

PLEASE ENQUIRE AS TO WHETHER YOUR PREFERRED FINISH IS AVAILABLE





STANDARD TRADE  
DISCOUNT FOR  
THIS SECTION

35%

BOX & BULK  
QUANTITY  
DISCOUNTS

POA

### Standard Patch Locks

PRODUCT		CODE	DESCRIPTION	T.P.G. PAGE	NA or Mill	SSS	PSS
  MP300 MP300/SS	  MP320	MP300	Bottom or Centre Patch Lock Complete with cylinder/snib & long throw mortice lock	3.9e	POA	190.00	
		MP300/SS	MP300 with zinc passivated, die cast & stainless steel internals, stainless steel mortice lock throw	3.9e		699.00	
		MP320	Centre Patch Keeper for MP300 & MP300L	3.9f		122.00	
		MP300L	Exit Lever Centre Patch Lock Complete with cylinder/snib. Specify handing & glass thickness	3.9e		885.00	
		MP300L/SS	MP300L with zinc passivated, die cast & stainless steel internals, stainless steel mortice lock throw			909.00	
		MK590	Ground Keeper	3.9f	N/A	19.00	

Also available are the following: DC - Double Cylinder & KA - Keyed Alike at an additional cost

**PLEASE ENQUIRE AS TO WHETHER YOUR PREFERRED FINISH IS AVAILABLE**



MOST ORDERS ARE FREE INTO STORE, BY  
STANDARD ROAD FREIGHT, WHEN THEY TOTAL  
\$250 OR MORE INC. GST

SOME PRODUCTS MAY ATTRACT ADDITIONAL  
FREIGHT DUE TO THEIR WEIGHT OR SIZE

### Modern Security Patch Locks

PRODUCT	CODE	DESCRIPTION	T.P.G. PAGE	SSS	PSS
	MP3582A	Security Patch Lock Cylinder outside, snib inside, handles both sides Specify L/H or R/H, open in or out & what glass thickness (10mm, 12mm or 15mm)	3.10a	843.00	1090.00
	MP3582B	Security Patch Lock Cylinder outside, handle inside Specify L/H or R/H, open in or out & what glass thickness (10mm, 12mm or 15mm)		676.00	810.00
	MP3582C	Security Patch Lock Cylinder outside, snib inside, & no handles Specify L/H or R/H, open in or out & what glass thickness (10mm, 12mm or 15mm)	3.10b	574.00	669.00
	MP3582D	Security Patch Lock Cylinder & handles inside & outside Specify L/H or R/H, open in or out & what glass thickness (10mm, 12mm or 15mm)		839.00	1099.00
	MP3582E	Security Patch Lock Cylinder outside & handles both sides Specify L/H or R/H, open in or out & what glass thickness (10mm, 12mm or 15mm)	3.10c	811.00	1097.00
	MP3582K	Security Patch Lock Glass Keeper		367.00	379.00
	MP3582KE	Security Patch Lock Glass Keeper With electric strike		POA	
	MP3582SP	Strike Plate		35.00	44.00

♦ For locks specify cylinder type: DC - Double Cylinder CT - Cylinder Turn KA - Keyed Alike KS - Keyed Separately  
PLEASE ENQUIRE AS TO WHETHER YOUR PREFERRED FINISH IS AVAILABLE

STANDARD TRADE  
DISCOUNT FOR  
THIS SECTION

35%

BOX & BULK  
QUANTITY  
DISCOUNTS





POA

### Lever Locks / Latch Sets

PRODUCT		CODE	DESCRIPTION	T.P.G. PAGE	SSS	PSS
 LLJ-01	 LLG-02	LLJ-01	Lever Lockset Locking to timber or aluminium jamb	3.10d	139.00	144.00
		LLG-02	Lever Lockset Locking to glass sidelite			
 LLJ-03	 LLG-04	LLJ-03	Lever Latchset Latching to timber or aluminium jamb			
		LLG-04	Lever Latchset Latching to glass sidelite			
 LSG-08	 LSJ-09	LSG-08	Strike Box For glass sidelite		130.00	135.00
		LSJ-09	Strike Plate For timber or aluminium jambs		54.00	







♦ Also available are the following: DC - Double Cylinder & KA - Keyed Alike at an additional cost  
**PLEASE ENQUIRE AS TO WHETHER YOUR PREFERRED FINISH IS AVAILABLE**

### GFS Pulsa Cube Lock to suit 8/10/12mm Glass Thickness

PRODUCT		CODE	DESCRIPTION	T.P.G. PAGE	SSS	PSS
 PCL-C	 PCL-NC	PCL-C	Pulsa Cube Lock with Cylinder	3.10e	215.00	248.00
		PCL-NC	Pulsa Cuve Lock with No Cylinder		150.00	172.00
 PCL-GK	 PCL-WK	PCL-GK	Pulsa Cube Lock Glass Keeper	3.10f	92.00	105.00
		PCL-WK	Pulsa Cube Lock Wall Keeper		8.00	10.00
		PCL-HS	Pulsa Cube Lock Handle Set	3.10g	75.00	99.00

♦ Also available are the following: DC - Double Cylinder & KA - Keyed Alike at an additional cost  
**PLEASE ENQUIRE AS TO WHETHER YOUR PREFERRED FINISH IS AVAILABLE**

### Cylinders & Associated Parts

PRODUCT			CODE	DESCRIPTION	T.P.G. PAGE	PRICE
 EUC45	 EUC50	 EUC60T	EUC45	Single Cylinder (Euro Type)	N/A	26.00
			EUC60	Double Cylinder (Euro Type)		39.00
			EUC60T	Cylinder & Turn (Euro Type)		44.00
 MSC90	 MTK90	 MER90	MSC90	Single Cylinder (Oval Type)		27.00
			MTK90	Turn Knob (Oval Type)		25.00
			MER90	Escutcheon Rose (to suit oval cylinders)		16.50






MOST ORDERS ARE FREE INTO STORE, BY  
STANDARD ROAD FREIGHT, WHEN THEY TOTAL  
\$250 OR MORE INC. GST

SOME PRODUCTS MAY ATTRACT ADDITIONAL  
FREIGHT DUE TO THEIR WEIGHT OR SIZE

### Accessories used in conjunction with Door Rails

PRODUCT	CODE	DESCRIPTION	T.P.G. PAGE	NA	PSS/SSS
	MK590	Ground Keeper in PSS & SSS	3.9f	N/A	19.00
	MAFG	Adjustable Glass Floor Guide 50mm wide x 35mm deep x 26mm high	N/A	10.00	N/A

### GCC Door Rails for 10/12mm glass thickness (same rails as used on GCC Stacking & Folding Doors)

PRODUCT		CODE	DESCRIPTION	T.P.G. PAGE	Rails up to 1200mm		
					NA	SSS	PSS
   <div>AUSTRALIAN AGENT</div> <div>GCC<sup>®</sup></div>		GR10	Bottom Pivoting Rail Non Locking	3.11a	331.00	384.00	409.00
		GR20	Top Pivoting Rail Non Locking		310.00	369.00	394.00
		GR22	Top Pivoting Rail Non Locking for COC		310.00	369.00	394.00
		GR30	Bottom Pivoting Rail Locking		392.00	505.00	529.00
		GR40	Top Pivoting Rail Locking		429.00	490.00	514.00
		GR42	Top Pivoting Rail Locking for COC		429.00	490.00	514.00
		GR50	Bottom Sliding Rail Non Locking		282.00	341.00	364.00
		GR60	Top Sliding Rail Non Locking		317.00	364.00	376.00
		GR70	Bottom Sliding Rail Locking		400.00	462.00	486.00
		GR80	Side Panel Rail		253.00	312.00	336.00
		GR90	Overpanel Rail with Pivot		408.00	POA	
		GRX	Extra per mm over 1200mm		0.20		
	B10	10mm Black Rubber Seals	+69.00				
	BB10	10mm Black Brush Seals	+91.00				
	G10	10mm Grey Rubber Seals	+69.00				

◇ Specify glass thickness & cylinder type: DC - Double Cylinder SC - Single Cylinder KA - Keyed Alike KS - Keyed Separately

PLEASE ENQUIRE AS TO WHETHER YOUR PREFERRED FINISH IS AVAILABLE

2018 / 2019 Price List - All prices exclude GST





STANDARD TRADE  
DISCOUNT FOR  
THIS SECTION

35%

BOX & BULK  
QUANTITY  
DISCOUNTS

POA

### Metro Door Rails for 10/12/15mm glass thickness

PRODUCT	CODE	DESCRIPTION	T.P.G. PAGE	Rails up to 1000mm		
				NA	SSS	PSS
 	MR10	Bottom Pivoting Rail - Non Locking	3.11a	465.00	570.00	572.00
	MR20	Top Pivoting Rail - Non Locking		419.00	524.00	527.00
	MR22	Top Pivoting Rail - Non Locking for COC		444.00	549.00	552.00
	MR30	Bottom Pivoting Rail - Locking		667.00	719.00	725.00
	MR40	Top Pivoting Rail - Locking		621.00	673.00	680.00
	MR42	Top Pivoting Rail - Locking for COC		646.00	698.00	705.00
	MR50	Bottom Sliding Rail - Non Locking		375.00	480.00	483.00
	MR60	Top Sliding Rail - Non Locking		290.00	388.00	390.00
	MR70	Bottom Sliding Rail - Locking		602.00	678.00	697.00
	MR80	Side Panel Rail		305.00	373.00	376.00
	MR90	Overpanel rail with pivot		POA		
	MRX	Extra per mm over 1000mm		0.23	0.20	0.20
	MR-SS	Stainless steel lock on MR30/40/42/70		+356.00		
	MRX15	Extra for 15mm glass door rails		69.00		

Specify glass thickness & cylinder type: DC - Double Cylinder SC - Single Cylinder KA - Keyed Alike KS - Keyed Separately  
MR22 & MR42 Door Rails are also available with a 3° offset pivot

PLEASE ENQUIRE AS TO WHETHER YOUR PREFERRED FINISH IS AVAILABLE

### Modern Floor Springs & Extended Spindles




PRODUCT	CODE	DESCRIPTION	T.P.G. PAGE	SSS / PSS
	MFX840WNHO	Modern Floor Spring	3.12a	240.00
	MFX840WHO	Weak (15nm)   Standard (25nm)   Heavy (33nm) strength		
	MFX840SNHO	Non Hold Open & Hold Open		
	MFX840SHO	316 Stainless Steel cover plate in SSS or PSS finish		
	MFX840HNHO	(standard with MFGS logo, without logo also available)		
	MFX840HHO	Suitable for 900mm, 1000mm & 1100mm door widths Max door weight 100kg		
	MFX5	Offset Spindles available upon request - POA	3.12a	25.00
	MFX10	Extended by 5mm = 17mm clearance for patch		30.00
	MFX15	Extended by 10mm = 22mm clearance for patch		34.00
	MFX20	Extended by 15mm = 27mm clearance for patch		40.00
	MFX25	Extended by 20mm = 32mm clearance for patch		45.00
	MFX30	Extended by 25mm = 37mm clearance for patch		50.00
	MFX35	Extended by 30mm = 42mm clearance for patch		54.00
	MFX40	Extended by 35mm = 47mm clearance for patch		POA
	MFX45	Extended by 40mm = 52mm clearance for patch		
	MFX50	Extended by 45mm = 57mm clearance for patch		
		Extended by 50mm = 62mm clearance for patch		




**MOST ORDERS ARE FREE INTO STORE, BY  
STANDARD ROAD FREIGHT, WHEN THEY TOTAL  
\$250 OR MORE INC. GST**

**SOME PRODUCTS MAY ATTRACT ADDITIONAL  
FREIGHT DUE TO THEIR WEIGHT OR SIZE**

### Modern Floor Spring Components




PRODUCT	CODE	DESCRIPTION	T.P.G. PAGE	PRICE
	MFX840	Body Only	3.12a	185.00
	MFXB SS	Box Only in Painted Stainless Steel		49.00
	MFXCP-316	316 Stainless Steel Cover Plate in SSS & PSS		27.00
	MFXSP	Cover Plate Screw Pack		5.00

### Concealed Overhead Closers

	MFGCOC90SNHO	Standard Strength (25nm) Non Hold Open 90°	Max door width	3.12a	219.00
	MFGCOC90SHO	Standard Strength (25nm) Hold Open 90°			
	MFGCOC105SHO	Standard Strength (25nm) Hold Open 105°			
	MFGCOC90HHO	Heavy Strength (33nm) Hold Open 90° Max door width 1100mm			


♦ These COC's are supplied with side load are and bottom pivot assembly

### Geze Floor Springs & Spindles

	GTS500NVHO	Adjustable Strength EN1 - EN4 Non Hold Open - 150kg		3.13a	623.00
	GTS500NVHO	Adjustable Strength EN1 - EN4 Hold Open 90° - 150kg			
	GTS500CP SSS	SSS GTS500 Floorspring Cover Plate & Screw Pack			37.00
	GTS550NV	Adjustable Strength EN3 - EN6 Variable Hold Open (80-165°) - 300kg		3.13a	808.00
	GTS550CP SSS	SSS GTS550NV Floor Spring Cover Plate & Screw Pack			37.00
	GES5	5mm Extended Spindle			44.00
	GES8/10/13/15/20	8/10/13/15/20mm Extended Spindle			45.00
	GES25/28/30/35	25/28/30/35mm Extended Spindle			72.00
	GES40/45/50	40/45/50mm Extended Spindle			70.00
	GES-5L/R	Right & Left Hand 5° Offset Standard Height Spindle			

**DOWNLOAD GEZE FLOORSPRINGS BROCHURE FROM OUR WEBSITE**

### GCC Floor Springs

	GTS-750VHO	Adjustable Power size 1-4 Max. door weight 150kgs Adjustable closing & latching speed 130° double action application 170° for single action application Hold Open	3.13b	379.00
	GTS-750VNHO	Adjustable Power size 1-4 Max. door weight 150kgs Adjustable closing & latching speed 130° double action application 170° for single action application Non Hold Open		

**PLEASE ENQUIRE AS TO WHETHER YOUR PREFERRED FINISH IS AVAILABLE**



STANDARD TRADE  
DISCOUNT FOR  
THIS SECTION

35%

BOX & BULK  
QUANTITY  
DISCOUNTS

POA

### Ozone Hydraulic Patch Fittings

PRODUCT	CODE	DESCRIPTION	T.P.G. PAGE	316 SSS/PSS
	FH-100 NHO	Ozone Hydraulic Patch Fitting, Non Hold Open & Hold Open. For 8-12mm toughened glass with a max weight of 100kg & max width 1000mm. 12mm clearance to floor	3.14a	305.00
	FH-100 HO			
	FH-105 NHO	Ozone Heavy Duty Hydraulic Patch Fitting Non Hold Open & Hold Open. Suitable for 10-15mm toughened glass with a max weight of 100kg & max width of 1250mm (int) & 1000mm (ext). 12mm clearance to floor		355.00
	FH-105 HO			
	FH-100 PIVOT	Bottom Pivot for Hydraulic Patch Fittings		55.00
	FH-5	Packer for Ozone Hydraulic Patch Fitting 5mm & 10mm		25.00
	FH-10			45.00

DOWNLOAD FH-100 OZONE HYDRAULIC PATCH FITTING DETAILS FROM OUR WEBSITE

### Biloba Hydraulic Door Hinges (for NHO in NA see Pool Gate section)

PRODUCT	CODE	DESCRIPTION	T.P.G. PAGE	POLISHED CHROME	SSA
	SH-073	Hold Open Glass to Glass Hinges (set)	3.15a	POA	
	SH-074	Hold Open Wall to Glass Hinges (set)			
	SH-075	Centre & Offset Fixing	3.15b		



DOWNLOAD BILOBA HYDRAULIC HINGE INFORMATION FROM OUR WEBSITE

### Polaris Internal Hinges

PRODUCT	CODE	DESCRIPTION	T.P.G. PAGE	SSS	PSS
	220IGG	POLARIS GLASS TO GLASS INTERNAL HINGE Max 900mm Wide & 60kg Weight Capacity	For glass prep & technical details please refer to the Polaris Soft Close Hinge Product Guide available for download from our website.	330.00 Each	
	220IGW	POLARIS GLASS TO WALL INTERNAL HINGE Max 900mm Wide & 60kg Weight Capacity			
	220IGJ	POLARIS GLASS TO DOOR JAMB INTERNAL HINGE Max 900mm Wide & 60kg Weight Capacity			

Polaris Internal Hinges require a Door Stop if not closing onto a jamb

### GFS Round K Door Closer System for 10-12mm Glass & Max weight of 90kg

PRODUCT	CODE	DESCRIPTION	T.P.G. PAGE	POLISHED CHROME	SSS
	E08C03	Top Pivot	3.15c	50.00	
	E08C02	Top Patch			
	E08C01	Bottom Patch	3.15d	398.00	
	E08R00	Door Closer, Hold Open			

**MOST ORDERS ARE FREE INTO STORE, BY  
STANDARD ROAD FREIGHT, WHEN THEY TOTAL  
\$250 OR MORE INC. GST**

**SOME PRODUCTS MAY ATTRACT ADDITIONAL  
FREIGHT DUE TO THEIR WEIGHT OR SIZE**

**MANUFACTURED FRAMELESS  
GLASS SYSTEMS**

02 4708 2563

manufactured@mfgs.com.au

## Pull Handles

PRODUCT			CODE	DESCRIPTION	T.P.G. PAGE	SSS	PSS	
 MD300-MD600	 MO300-MO450		MD300	D Pull Handle 332mm/337mm/482mm/532mm/632mm x Ø32mm Hole Centres: 300mm/305mm/450mm/500mm/600mm Hole: Ø14mm	3.16a	82.50	123.00	
			MD305			N/A	72.00	
			MD450			95.00		
			MD500			115.00	161.00	
			MD600			126.00	174.00	
			MO300			115.00	137.50	
			MO305	231.00		N/A		
			MO450					
 MCS300	 MCR305		MCS300	Half Circle Handle 332mm x Ø32mm Hole Centre: 300mm   Hole: Ø14mm	3.16a	226.00	POA	
			MCR305	Half Circle Handle 337mm x Ø32mm Hole Centres: 305mm   Hole: Ø14mm	3.16b	115.00	N/A	
 MB450/600		Bow Handle 482mm/632mm x Ø32mm Hole Centres: 450mm/600mm   Hole: Ø14mm		253.00		POA		
				337.00				
		MF450-25	Fineline Pull Handles H Shape Round Section 450mm/600mm/900mm x Ø25mm 450mm/600mm/900mm/120mm x Ø32mm Hole Centres: 330mm/250mm/400mm/500mm/ 700mm/700mm/1000mm Hole: Ø 12mm & 14mm (Check T.P.G.)				120.00	
		MF450-32				125.00	140.00	
		MF600-25				165.00	185.00	
		MF600-32				170.00	195.00	
		MF900-25				250.00	290.00	
		MF900-32				255.00	295.00	
		MF1200-32				295.00		
		MF1500-32				POA	N/A	
 MFS600 SQ25-600	 MFC450 MFC600	 MSD450 MSD600	MFS600	Fineline Pull Handles H Shape Square Section 600mm x 25mm square Hole Centres: 400mm/425mm Hole: Ø12mm	3.16c	170.00	POA	
			SQ25-600			215.00	N/A	
			MFC450	Cee Pull Handle Curved Round Section 450mm/600mm x Ø25mm Hole Centres: 250mm/350mm   Hole: Ø12mm		235.00		
			MFC600			170.00		
			MSD450	Dee Pull Handle Square Section 475mm/625mm x 25mm square Hole Centres: 450mm/600mm   Ø12mm		125.00	140.00	
			MSD600			170.00	195.00	

Other lengths in similar handles may be available on request

**PLEASE ENQUIRE AS TO WHETHER YOUR PREFERRED FINISH IS AVAILABLE**

2018 / 2019 Price List - All prices exclude GST








STANDARD TRADE  
DISCOUNT FOR  
THIS SECTION

35%

BOX & BULK  
QUANTITY  
DISCOUNTS

POA

### Pull Handles

PRODUCT		CODE	DESCRIPTION	T.P.G. PAGE	SSS	PSS
  CUBIX 50210	  DH90	CUBIX 50210	Cubix Double Pull Handle 50mm wide Hole Centre: 210mm	3.16d	POA	
		DH90	Offset D Style Square Pull Handle 25mm square Hole Centre: 600mm			
  IP1250 Shown		IP750	Icon Pull Handles Solid Round Section 750mm/1250mm/1750mm x Ø25mm Hole Centres: 2/3/4 x 500mm Hole: Ø14mm  Other sizes available upon request	3.16d	1008.00	POA
		IP1250			1238.00	
		IP1750			1467.00	
  PH32550A	  MRD300-RA600	PH32550A	Round/Square Offset Pull Handle 550mm x Ø32mm Hole Centre: 450mm   Hole: Ø12mm	3.16e	POA	
		MRD300	Dee Pull Handle 320mm/470mm/620mm x 40mm x 20mm 475mm/625mm x 50mm x 25mm Hole Centres: 300mm/450mm/600mm/ 450mm/600mm Hole: Ø12mm		85.00	95.00
		MRD450			125.00	140.00
		MRD600			170.00	195.00
		RA450			237.00	POA
		RA600			349.00	
  A450/A750	  E07M088	A450	Arc Pull Handle 537mm/837mm OA Length x 40mm wide Hole Centres: 450mm/750mm Hole: Ø12mm	3.16f	225.00	
		A750			275.00	
		E07M088	Elliptical Pull Handle 185mm x 25mm Hole Centres: 160mm Hole: Ø12mm	102.00	126.00 POLISHED CHROME	

Other lengths in similar handles may be available on request


PLEASE ENQUIRE AS TO WHETHER YOUR PREFERRED FINISH IS AVAILABLE

2018 / 2019 Price List - All prices exclude GST


**MOST ORDERS ARE FREE INTO STORE, BY  
STANDARD ROAD FREIGHT, WHEN THEY TOTAL  
\$250 OR MORE INC. GST**

**SOME PRODUCTS MAY ATTRACT ADDITIONAL  
FREIGHT DUE TO THEIR WEIGHT OR SIZE**

### Channel Sections

PRODUCT	CODE	DESCRIPTION		PS	NA	MILL
	CS25	25mm x 20mm Channel Section 2.5mm Wall Thickness	Stock Length 5000mm	POA	75.00	80.00
	CS25-2500		2500mm Length	105.00	N/A	
	CS40	40mm x 20mm Channel Section 2.5mm Wall Thickness	Stock Length 5000mm	POA	80.00	85.00
	CS40-2500		2500mm Length	145.00	N/A	

### Door Seals

PRODUCT		CODE	DESCRIPTION	T.P.G. PAGE	PRICE
 IS7355si	 IS7350si	IS7355si	Kilargo 12mm Glass Clear Polycarbonate Door Seal Standard length 3000mm	3.17a	140.00
		IS7350si	Available in 250mm increments from 1000mm to 5000mm POA		
 IS7345si	 IS7340si	IS7345si	Kilargo 10mm Glass Clear Polycarbonate Door Seal Standard length 3000mm		
		IS7340si	Available in 250mm increments from 1000mm to 5000mm POA		
 DS180-12 shown		DS180-12	Metro 12mm Glass Aluminium Door Seal Standard length 3000mm	3.17b	35.00
		DS180-10	Metro 10mm Glass Aluminium Door Seal Standard length 3000mm		
 DSS90-12-Y shown		DSS90-12-Y	Metro 12mm & 10mm Glass 90° Aluminium Door Seal Standard length 3000mm		50.00
		DSS90-10-Y	Y = 18, 20, 23, 26, 28 or 32mm Sidepanel to Wall Clearance		
		MWS-3M	Self Adhesive Clear Weather Seal 3000mm long x 8mm wide x 6mm high	1.18m	17.00
		PU-12BS	PVC Rigid Channel & Flexible Tube Seal 3000mm long for 12mm Glass	N/A	



STANDARD TRADE  
DISCOUNT FOR  
THIS SECTION

35%

BOX & BULK  
QUANTITY  
DISCOUNTS

POA

PRODUCTS IN RED ARE SUPPLIED BY MANUFACTURED FRAMELESS GLASS SYSTEMS  
AND PRICES IN *ITALIC*, OR SHOWN AS POA, HAVE A LEADTIME

PRODUCTS IN BLUE ARE SUPPLIED BY MODERN FRAMELESS GLASS SYSTEMS  
AND PRICES IN *ITALIC*, OR SHOWN AS POA, HAVE A LEADTIME & UNDERLINED  
PRICING HAS NO DISCOUNT. ALL OTHER PRODUCTS ARE EXSTOCK + DELIVERY TIME

## SLIDING DOOR SYSTEMS

- 55. GEZE LEVOLAN 60 & GCC BRISA 160 (60kg capacity)
- 56. GEZE ROLLAN (40/80kg capacity, Softstop limited to 40kg)
- 56. MODERN TUBE SLIDER (100kg capacity)
- 57. BRIO OPEN RAIL GLASS SLIDER (100kg capacity)
- 58. VALENCIA & GEZE LEVOLAN 120 (120kg capacity)
- 59. GEZE PERLAN TELESCOPIC (140kg capacity)
- 60. GEZE PERLAN (140kg capacity, Softstop limited to 80kg)
- 63. GCC RS150 (150kg capacity)
- 64. SADEV MEDIUM (80kg capacity) & STRONG (150kg capacity)
- 65. GEZE LEVOLAN 150 (150kg capacity, Softstop limited to 80kg)
- 66. METRO GLASSGLIDE (150kg capacity)
- 67. METRO LINEAR 100 (170kg cap) & MODERN MRS100/200 (100 & 200kg capacity)
- 68. METRO LINEAR 153 (250kg cap) & MODERN MF100/180/250 (100, 180 & 250kg cap)
- 69. SLIDING DOOR LOCKS, FINGER PULLS & FLUSH PULLS

Please note that no handle or finger pull is included with these sliding door system kits

### Glossary of Standard Finishes (Others available on request)

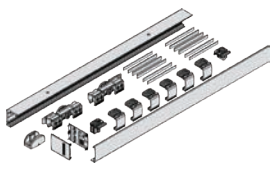




Plated:	C	Polished Chrome	Stainless:	PSS	Polished/Mirror
	SC	Satin Chrome (Brushed)		SSS	Satin/Brushed
	G	Polished Gold	Anodised:	PS	Polished Silver
	MB	Matt Black		PG	Polished Gold
Glass:	CL	Clear Toughened Glass		NA	Natural
	UC	Ultra Clear Toughened Glass		SSA	Satin Stainless



**MOST ORDERS ARE FREE INTO STORE, BY  
STANDARD ROAD FREIGHT, WHEN THEY TOTAL  
\$250 OR MORE INC. GST**

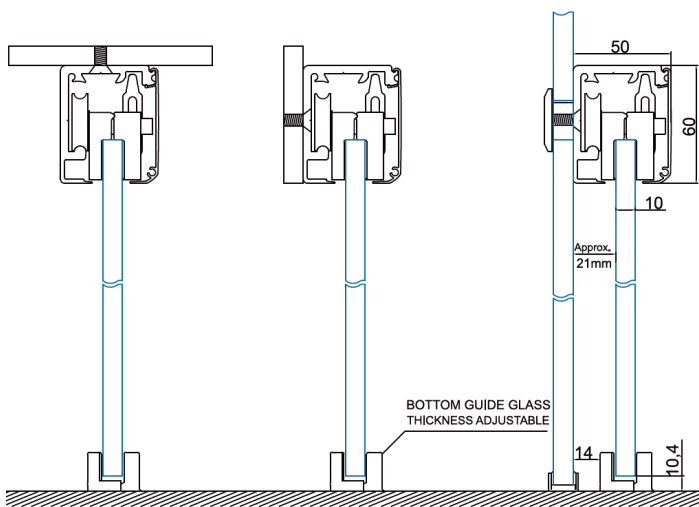
**SOME PRODUCTS MAY ATTRACT ADDITIONAL  
FREIGHT DUE TO THEIR WEIGHT OR SIZE**

### Geze Levolan 60 - Frameless Glass 60kg Sliding Door Hardware for 8, 10 & possibly 12mm Toughened Glass

PRODUCT	CODE	DESCRIPTION	T.P.G. PAGE	NA	SSA
	GL60-C	CUSTOM LENGTH LEVOLAN 60	4.1a 4.1b	POA	
	GL60-2450	Wall/Ceiling Installation Kit including: 1 x 2450mm Track & Cover Profile, 2x Roller Carriages, 2 x Buffers, 2 x End Covers, 1 x Adjustable Floor Guide		785.00	890.00
	GLBC-2850	Backcover Profile Set (2850mm)  For facing the back on ceiling installation, with end covers & round cord		120.00	185.00
	GLS-60L	Levolan 60 Softstop Set (Left Side) Dampening on 1 side, up to 60kg, retrofittable Minimum door width is 570mm		225.00	
	GLS-60R	Levolan 60 Softstop Set (Right Side) Dampening on 1 side, up to 60kg, retrofittable Minimum door width is 570mm			
	GLS-60D	Levolan 60 Softstop Set (Both Sides) Dampening on both sides, up to 60kg, retrofittable Minimum door width is 770mm		345.00	

DOWNLOAD THE GEZE SLIDING DOOR SYSTEMS GUIDE VIA OUR WEBSITE

### GCC BRISA 160 - Frameless Glass 60kg Sliding Door Hardware for 10mm Toughened Glass

PRODUCT	CODE	DESCRIPTION	T.P.G. PAGE	NA
	BRISA-160	Wall/Ceiling Kit including:  1 x 2400mm track & front cover, 2 x Glass clamp rollers, 2 x Soft stoppers, 2 x Anti-bump & Active devices, 2 x End caps, 1 x Adjustable floor guide & No handle included.	4.1.1a 4.1.1b	595.00
	F06	Glass Mount Fixing		25.50

DOWNLOAD THE GCC BRISA-160 SLIDING DOOR

## MODERN FRAMELESS GLASS SYSTEMS

02 9522 3983

customer.service@mfgs.com.au

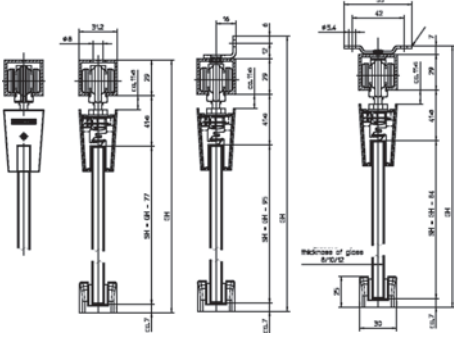
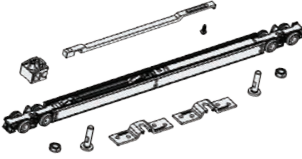
STANDARD TRADE  
DISCOUNT FOR  
THIS SECTION

35%

BOX & BULK  
QUANTITY  
DISCOUNTS

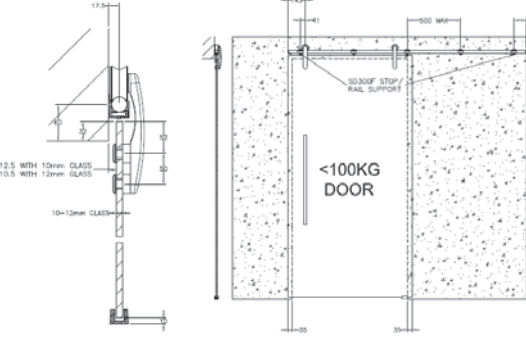
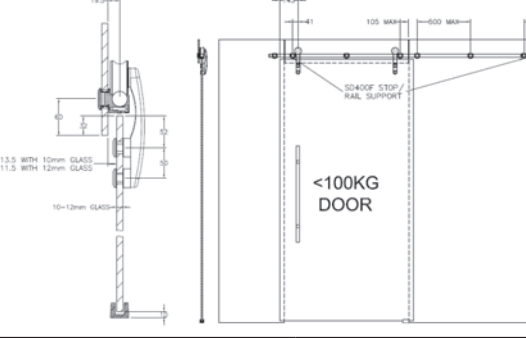


POA

### Geze Rollan - Frameless Glass 40/80kg Sliding Door Hardware for 8, 10 or 12mm Toughened Glass

PRODUCT	CODE	DESCRIPTION	T.P.G. PAGE	NA
	GR40/80-C	CUSTOM LENGTH ROLLAN	4.2a	POA
	GR1900	WALL & CEILING FIX KIT INCLUDING: 1 x 1900mm Track in Mill, 2 x Roller Carriages, 1 x Tube Buffer R1-e, 1 x Tube Buffer with Locking Device, 2 x 45mm Clamping Plates with NA Covers, 1 x Adjustable Floorguide, Wall/Ceiling Mount Brackets		465.00
	GRSM-D	Medium Double Softstop Rated to 40kg		465.00

DOWNLOAD THE GEZE SLIDING DOOR SYSTEMS GUIDE VIA OUR WEBSITE

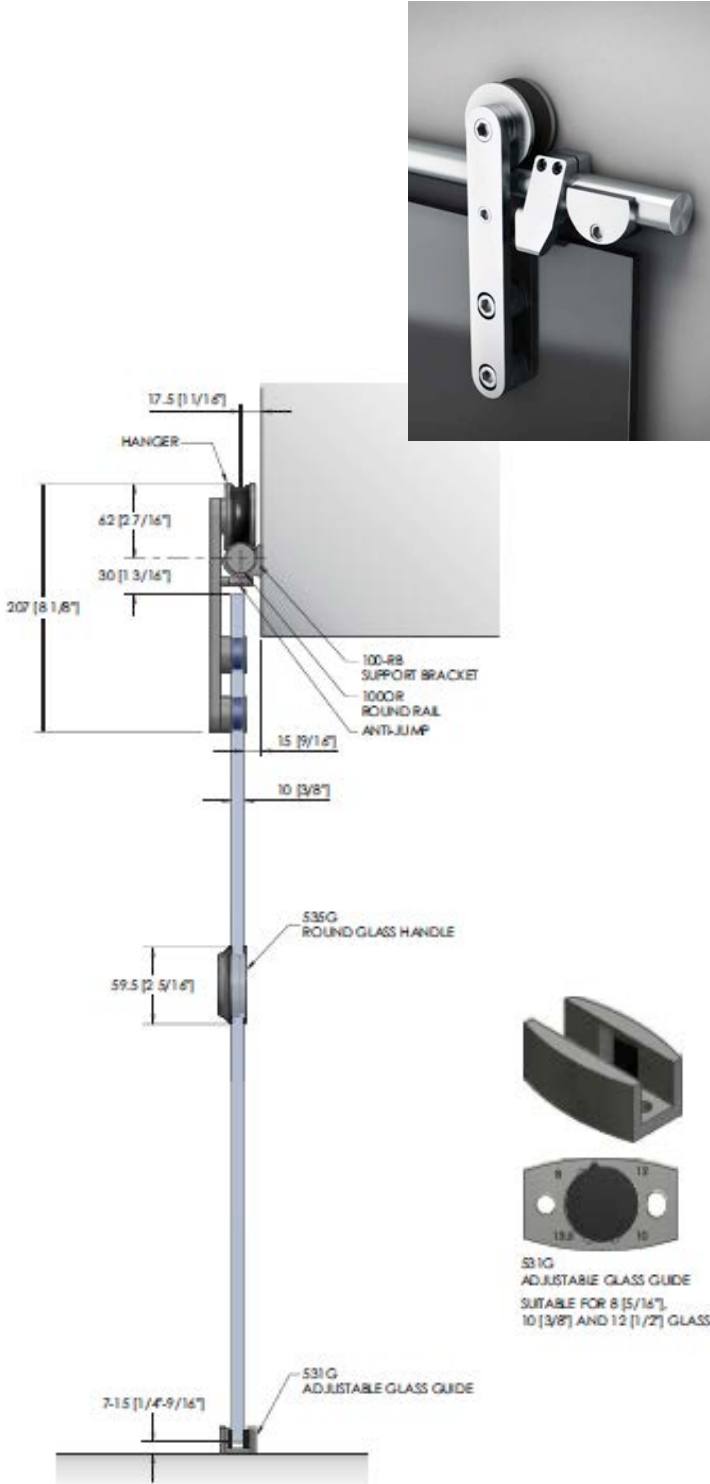
### Modern Tube Slider - Frameless Glass 100kg Sliding Door Hardware for 10 or 12mm Toughened Glass

PRODUCT	CODE	DESCRIPTION	T.P.G. PAGE	SSS
	MTSW-Custom	Custom Length Modern Tube Slider	4.3a	POA
	MTSW2450	Wall Fix Kit Including: 1 x 2450mm SSS Tube (25mm DIA), 2 x Carriages, 2 x End Caps, 3 x Wall Mounted Brackets, 2 x Wall Mounted Stops, 1 x Floor Guide, 1 x Snake Eye Spanner		915.00
	MTSG-Custom	Custom Length Modern Tube Slider	4.3b	POA
	MTSG2450	Glass Fix Kit Including: 1 x 2450mm SSS Tube (25mm DIA), 2 x Carriages, 2 x End Caps, 5 x Glass Mounted Brackets, 2 x Glass Mounted Stops, 1 x Floor Guide, 1 x Snake Eye Spanner		1106.00
	MTS420	Pair of Stops with Spring (against carriage side)	N/A	122.00
	MTS420B	Pair of Stops (against wheel)		37.10

MOST ORDERS ARE FREE INTO STORE, BY  
STANDARD ROAD FREIGHT, WHEN THEY TOTAL  
\$250 OR MORE INC. GST

SOME PRODUCTS MAY ATTRACT ADDITIONAL  
FREIGHT DUE TO THEIR WEIGHT OR SIZE

### Brio Open Rail Glass - Frameless Glass 100kg Sliding Door Hardware for 8/10/12mm Toughened Glass

PRODUCT	CODE	DESCRIPTION	T.P.G. PAGE	BLACK
	ORG100	<p>Wall Fix Kit including:</p> <ul style="list-style-type: none"> <li>1 x 2450mm SSS Tube (25mm DIA), 2 x Carriages, 2 x End Caps, 5 x Wall Mounted Brackets, 2 x Rail Mounted Stops, 1 x Floor Guide</li> </ul>	4.3.1a 4.3.1b	POA

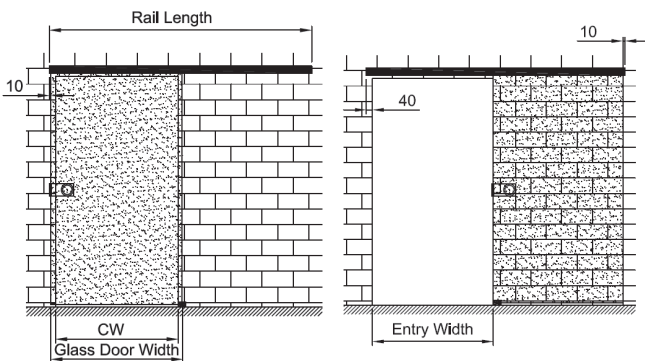
STANDARD TRADE  
DISCOUNT FOR  
THIS SECTION

35%

BOX & BULK  
QUANTITY  
DISCOUNTS

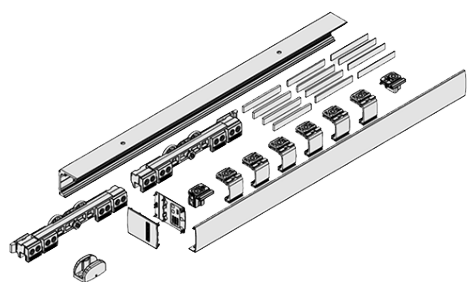



POA

### Valencia - Frameless Glass 120kg Sliding Door Hardware for 8/10/12mm Toughened Glass

PRODUCT	CODE	DESCRIPTION	T.P.G. PAGE	SSA
	DL120-2000	120kg Wall/Ceiling installation kit including:  1x 2000mm Track & Cover Profile 2 x Roller Carriages 2 x Stoppers 2 x End Caps 2 x Self Closing Mechanisms 1 x Bottom Guide	4.4a	823.00

DOWNLOAD VALENCIA SLIDING DOOR INSTALLATION GUIDE FROM OUR WEBSITE

### Geze Levolan 120 - Frameless Glass 120kg Sliding Door Hardware for 8, 10 & possibly 12mm Toughened Glass

PRODUCT	CODE	DESCRIPTION	T.P.G. PAGE	NA	SSA
	GL120-C	CUSTOM LENGTH LEVOLAN 120	4.5a	POA	
	GL120-2850	Wall Installation Kit including: 1 x 2850mm Track & Cover Profile, 2x Roller Carriages, 2 x Buffers, 2 x End Covers, 1 x Adjustable Floor Guide		1105.00	1210.00
	GLBC-2850	Backcover Profile Set (2850mm) For facing the back on ceiling installation, with end covers & round cord		120.00	185.00
	GLS-120L	Levolan 120 Softstop Set (Left Side) Dampening on 1 side, up to 120kg, retrofittable, Min door width is 900mm		390.00	
	GLS-120R	Levolan 120 Softstop Set (Right Side) Dampening on 1 side, up to 120kg, retrofittable, Min door width is 900mm			

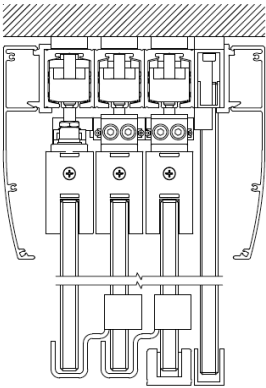
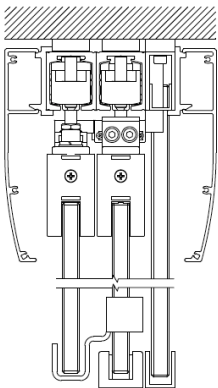
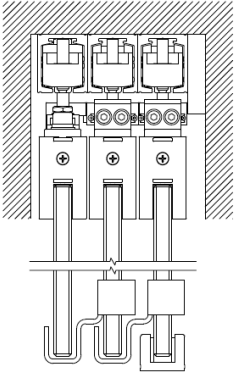
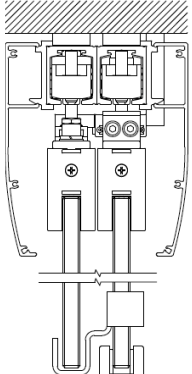
For dampening on both sides please order GLS-120L & GLS120R for minimum 1325mm Door Width

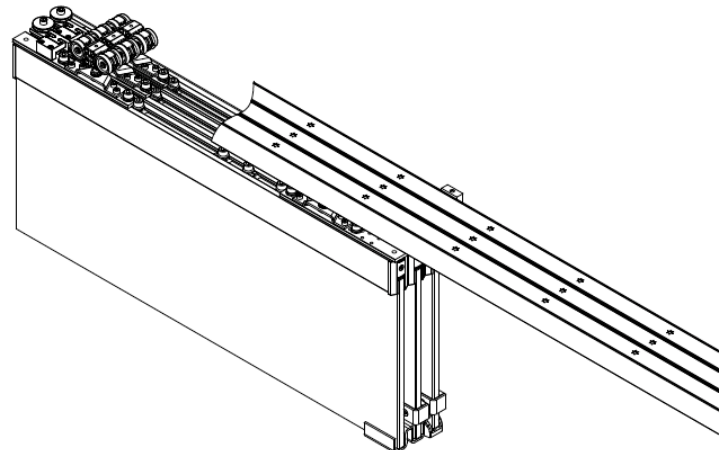
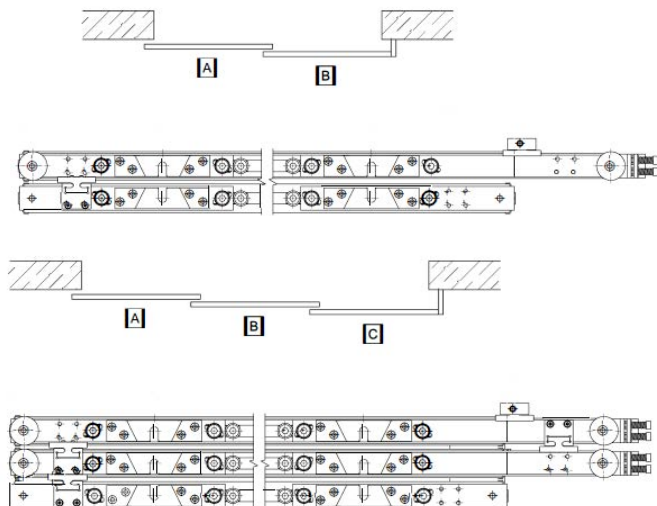
DOWNLOAD THE GEZE SLIDING DOOR SYSTEMS GUIDE VIA OUR WEBSITE

MOST ORDERS ARE FREE INTO STORE, BY  
STANDARD ROAD FREIGHT, WHEN THEY TOTAL  
\$250 OR MORE INC. GST

SOME PRODUCTS MAY ATTRACT ADDITIONAL  
FREIGHT DUE TO THEIR WEIGHT OR SIZE

### Maneze Telescopic - Frameless Glass 140kg Sliding Door Hardware for 10 or 12mm Glass

PRODUCT	CODE	DESCRIPTION	T.P.G. PAGE	NA	SSA
	140-3-F	3 LEAF WITH FIXED PANEL (PELMET OPTIONAL)	4.6c	POA	
	140-2-F	2 LEAF WITH FIXED PANEL (PELMET OPTIONAL)			
	140-3	3 LEAF			
	140-2	2 LEAF (PELMET OPTIONAL)			



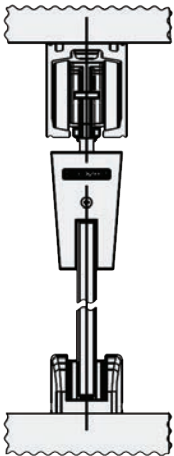
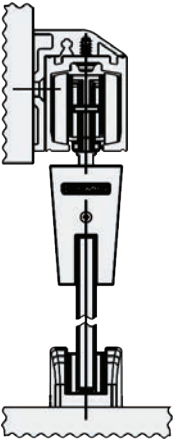


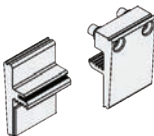
STANDARD TRADE  
DISCOUNT FOR  
THIS SECTION

35%

BOX & BULK  
QUANTITY  
DISCOUNTS

POA

### Geze Perlan - Frameless Glass 140kg Sliding Door Hardware for 8, 10 or 12mm Toughened Glass

PRODUCT	CODE	DESCRIPTION	T.P.G. PAGE	NA	SSA
	GPC-C	CUSTOM LENGTH CEILING FIX KIT	4.6b	POA	
	GPC2450	CEILING FIX KIT INCLUDING:  1 x 2450mm Track 2 x Double Roller Carriages 2 x Black Plastic Track End Caps 2 x Tube Buffers 1 x Hold Open Spring 2 x Glass Clamping Plates with Individual Covers & Black Plastic End Caps 1 x Adjustable Glass Floorguide		623.00	938.00
	GPW-C	CUSTOM LENGTH WALL FIX KIT	4.6a	POA	
	GPW2450	WALL FIX KIT INCLUDING:  1 x 2450mm Track 1 x Concealed Wall Bracket 2 x End Caps for Concealed Wall Bracket & Track 2 x Double Roller Carriages 2 x Tube Buffers 1 x Hold Open Spring 2 x Glass Clamping Plates with Individual Covers & Black Plastic End Caps 1 x Adjustable Glass Floorguide		918.00	1356.00
	GPS10CL	10mm Spacer for GPCWACL - per metre	N/A	POA	
	GPS10EC	Set of End Caps For GPCWA, GPS10 or GPS20 & Track			
	GPS20EC				
	GRPEGCP	End Glass Clamping Plate Set For use with Full Length Glass Clamping Plate cover			


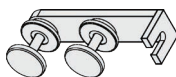
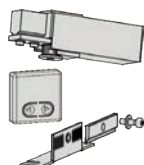

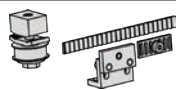

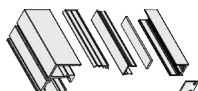


DOWNLOAD THE GEZE SLIDING DOOR SYSTEMS GUIDE VIA OUR WEBSITE



**MOST ORDERS ARE FREE INTO STORE, BY  
STANDARD ROAD FREIGHT, WHEN THEY TOTAL  
\$250 OR MORE INC. GST**

**SOME PRODUCTS MAY ATTRACT ADDITIONAL  
FREIGHT DUE TO THEIR WEIGHT OR SIZE**

### Geze Perlan - Frameless Glass 140kg Sliding Door Hardware for 8, 10 or 12mm Toughened Glass

PRODUCT	CODE	DESCRIPTION		NA	SSA
	GRPCPCL	Glass Clamping Plate Cover (Cut Length)		POA	
	GRPEC	Glass Clamping Plate End Cap Set			
	GP140GH	GGS Glass Hanger Set			
	GP140AUT	Auto Door Accessory Set			
	GP140SL-D	Large Softstop 1290 - 1700mm wide door	Double Sided	636.00	
	GP140SM-D	Medium Softstop 750 - 1290mm wide door	Double Sided	626.00	
	GP140SM-S		Single Sided	444.00	
	GP140SS-S	Short Softstop 575 - 900mm wide door	Single Sided	437.00	
	GP140DUO	Duosync Set - Double Sliding Doors		POA	
	GPGADUO	Glass Adapter for GP140DUO			
	GP140FPS	FIXED PANEL SET INCLUDING:  1 x 3000mm Fixed Panel Track 1 x 1500mm Fixed Panel Cover Profile 1 x 4500mm Fixed Panel U Profile 1 x set of U Profile Caps 1 x Glass Gasket Set			
	GP100CCCL	100mm Clip Cover (per metre)			
	GP100C	10 x Plastic Clips for 100mm Clip Cover			




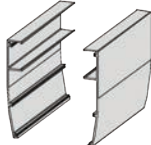





STANDARD TRADE  
DISCOUNT FOR  
THIS SECTION

35%

BOX & BULK  
QUANTITY  
DISCOUNTS

POA

### Geze Perlan - Frameless Glass 140kg Sliding Door Hardware for 8, 10 or 12mm Toughened Glass

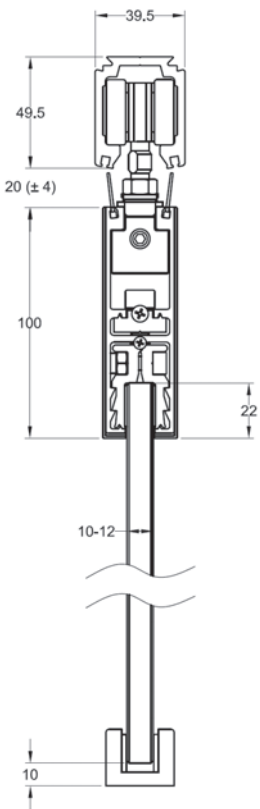
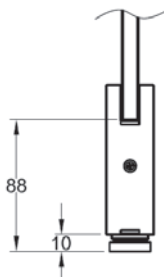



PRODUCT	CODE	DESCRIPTION	NA	SSA
	GP100EC	Narrow End Cap Set for 100mm Clip Cover	POA	
	GP100WEC	Wide End Cap Set for Ceiling Mounting		
	GP100SB	6 x Spacer Brackets for 100mm Clip Cover		
	GP100CCS	6 x Ceiling Compensation Set for 100mm Clip Cover		
	GPCMCPCL	Ceiling Mounted Clip Panel (per metre)		
	GPWMCPCL	Wall Mounted Clip Panel (per metre)		
	GPMB5CP	5 x Mounting Brackets for Clip Panel		
	GPS20CMCP	20 x Spacers for Ceiling Mounted Clip Panel		
	GPECC	Set of Lateral End Covers for Ceiling Mounted Clip Panel		
	GPECW	Set of Lateral End Covers for Wall Mounted Clip Panel		
	GA8FG	Stainless Steel Floor Guide for 8mm & 10mm glass		
	GA10FG			

DOWNLOAD THE GEZE SLIDING DOOR SYSTEMS GUIDE VIA OUR WEBSITE

MOST ORDERS ARE FREE INTO STORE, BY  
STANDARD ROAD FREIGHT, WHEN THEY TOTAL  
\$250 OR MORE INC. GST

SOME PRODUCTS MAY ATTRACT ADDITIONAL  
FREIGHT DUE TO THEIR WEIGHT OR SIZE

### GCC RS150 - Frameless Glass 150kg Sliding Door Hardware for 10 or 12mm Toughened Glass

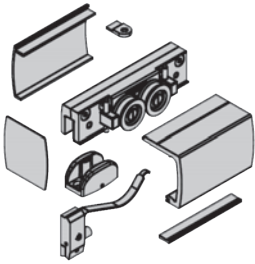
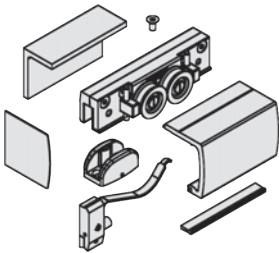


PRODUCT	CODE	DESCRIPTION	T.P.G. PAGE	NA
	RS150-C	CUSTOM LENGTH CEILING FIX KIT	4.7a	POA
	GCCRS3000	<p>AUSTRALIAN AGENT <b>GCC</b><sup>®</sup></p> <p>CEILING FIX KIT INCLUDING:</p> <ul style="list-style-type: none"> <li>1 x 3000mm Sliding Door Track</li> <li>2 x Roller Carriages</li> <li>2 x End Stop &amp; Holder</li> <li>1 x Top Sliding Door Rail Non Locking - 1500mm</li> <li>2 x 1500mm Brush Door Seals</li> <li>1 x Bottom Guider Roller</li> <li>1 x Glass or Door Rail Bottom Guide</li> </ul>		759.00
	GR50	1500mm Bottom Sliding Door Rail Non Locking		342.00
	GR70	1500mm Bottom Sliding Door Rail Locking		460.00
 SM15	 TM15	 TEC48	SM15 Side Mount Bracket for SDT150ST - each TM15 Top Mount Bracket for SDT150ST - each TEC48 End Cap for SDT150ST - each	N/A 9.00 15.00



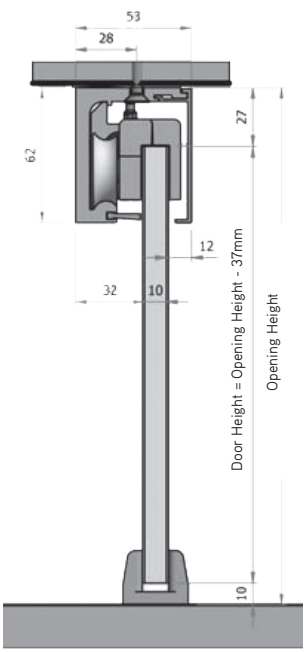
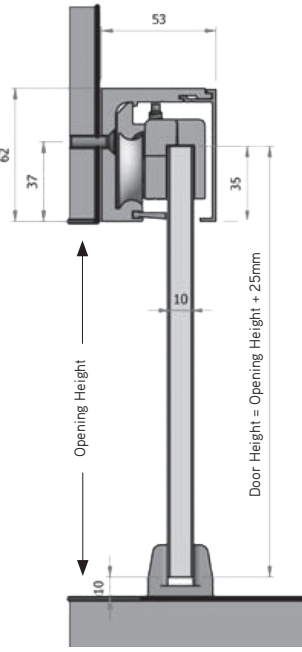
MOST ORDERS ARE FREE INTO STORE, BY  
STANDARD ROAD FREIGHT, WHEN THEY TOTAL  
\$250 OR MORE INC. GST

SOME PRODUCTS MAY ATTRACT ADDITIONAL  
FREIGHT DUE TO THEIR WEIGHT OR SIZE

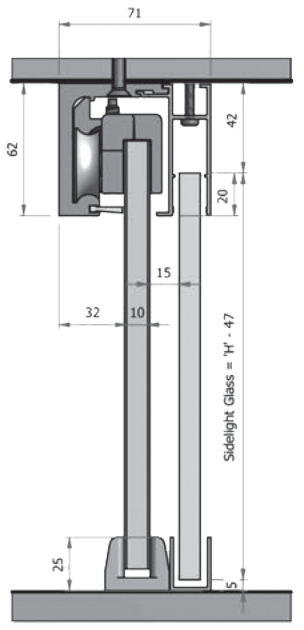
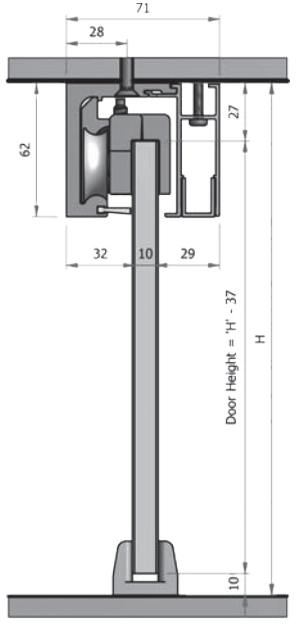
### Geze Levolan 150 - Frameless Glass 150kg Sliding Door Hardware for 8, 10 or 12mm Toughened Glass

PRODUCT	CODE	DESCRIPTION	T.P.G. PAGE	NA	SSA
	GLC-C	CUSTOM LENGTH CEILING FIX KIT	4.9b	POA	
	GLC2450	CEILING FIX KIT INCLUDING: 1 x 2450mm Track & Cover Profile 2 x Roller Carriages 2 x Buffers 2 x End Covers 1 x Brush Seal 1 x Adjustable Floor Guide		1196.00	1298.00
	GLW-C	CUSTOM LENGTH WALL FIX KIT	4.9a	POA	
	GLW2450	WALL FIX KIT INCLUDING: 1 x 2450mm Track & Wall Bracket Profile 2 x Roller Carriages 2 x Buffers 2 x End Covers 1 x Brush Seal 1 x Adjustable Floor Guide		1266.00	1375.00
 GLSS-S GLSM-S GLSL-S	GLSS-S	SOFTSTOP - SINGLE SIDED - 80KG  Short: 650mm - 1000mm wide door Medium: 975mm - 1365mm wide door Large: 1365mm - 1700mm wide door	4.9c	266.00	
	GLSM-S			296.00	
	GLSL-S			355.00	
 GLSM-D GLSL-D	GLSM-D	SOFTSTOP - DOUBLE SIDED - 80KG  Medium: 860mm - 1365mm wide door Large: 1365mm - 1700mm wide door		413.00	
	GLSL-D			489.00	

### Metro Glass Glide - Frameless Glass 150kg Sliding Door Hardware for 8, 10 or 12mm Toughened Glass

PRODUCT	CODE	DESCRIPTION	T.P.G. PAGE	NA
 <p>Ceiling Fix</p>	GP.CW-C	CUSTOM LENGTH CEILING/WALL FIX KIT	4.10a	POA
	GG.CW2000	CEILING/WALL FIX KIT INCLUDING: 1 x Track & Cover (2000/3000) 2 x Roller Carriages 2 x Buffers 2 x End Covers 1 x Adjustable Floor Guide		1141.00
	GG.CW3000			1353.00
	GG.DK	KIT FOR ADDITIONAL DOOR INCLUDING: 2 x Roller Carriages 2 x Buffers 1 x Adjustable Floor Guide		882.00
 <p>Wall Fix</p>				

### Metro Glass Glide - Frameless Glass 150kg Sliding Door Hardware for 8, 10 or 12mm Toughened Glass

PRODUCT	CODE	DESCRIPTION	T.P.G. PAGE	NA
 <p>With Side Lite</p>	GG.SP-C	CUSTOM LENGTH CEILING FIX KIT	4.10b	POA
	GG.SP2000	CEILING FIX KIT WITH SIDELITE CARRIER INCLUDING: 1 x Infill Channel for Sidelite Carrier 2 x Roller Carriages 2 x Buffers 2 x End Covers 1 x Adjustable Floor Guide		1189.00
	GG.SP3000			1408.00
	GG.DK	KIT FOR ADDITIONAL DOOR INCLUDING: 2 x Roller Carriages 2 x Buffers 1 x Adjustable Floor Guide		882.00
 <p>With Infill Channel</p>				

Please specify glass thickness when ordering

DOWNLOAD METRO GLASSGLIDE SLIDING DOOR BROCHURE & INSTALLATION GUIDE FROM OUR WEBSITE

2018 / 2019 Price List - All prices exclude GST



**MOST ORDERS ARE FREE INTO STORE, BY  
STANDARD ROAD FREIGHT, WHEN THEY TOTAL  
\$250 OR MORE INC. GST**

**SOME PRODUCTS MAY ATTRACT ADDITIONAL  
FREIGHT DUE TO THEIR WEIGHT OR SIZE**


### Metro Linear 100 - Frameless Glass 170kg Sliding Door Hardware for 10/12mm toughened glass

PRODUCT	CODE	DESCRIPTION		T.P.G. PAGE	PRICE
	ML100-1000	CEILING FIX KIT INCLUDING: 1 x NA Bottom Track 1 x Top Channel Guide 2 x Top Channel Guide Stops 2 x SSS 100mm Diameter Wheels	1000mm wide door	4.11a	880.00
	ML100-1500		1500mm wide door		968.00
	MLT40	Additional Bottom Track (per metre)			233.00
	MLC50	Additional Top Guide Channel (per metre)			71.00
	Side Mount Channel Fittings available on Request				POA
	The system can be used in Single, Bi-parting & multiple lines of sliding doors				

Please specify glass thickness when ordering

DOWNLOAD LINEAR SLIDING BROCHURE & 3D ANIMATION FROM OUR WEBSITE

### Metro MRS100/200 - Frameless Glass 100/200kg Sliding Door Hardware for 10/12mm toughened glass

PRODUCT	CODE	DESCRIPTION		T.P.G. PAGE	NA
	MRS100/200-C	CUSTOM LENGTH CEILING & FLOOR FIX KIT		4.12a	POA
	MRS1000-100	CEILING & FLOOR FIX KIT INCLUDING:	1000mm wide door		957.00
	MRS1500-100	1 x NA Bottom Sliding Door Rail	1500mm wide door		1168.00
	MRS2000-100	1 x Solid Brass Track 1 x NA Top Guide Channel with Felt 2 x Channel Mount Stops	2000mm wide door		1443.00
	MRS1000-200	CEILING & FLOOR FIX KIT INCLUDING:	1000mm wide door		1137.00
	MRS1500-200	1 x NA Bottom Sliding Door Rail	1500mm wide door		1371.00
	MRS2000-200	1 x Solid Brass Track 1 x NA Top Guide Channel with Felt	2000mm wide door		1733.00
	MRS3000-200	2 x Channel Mount Stops Stainless steel rollers	3000mm wide door		2066.00
	MRSL	Zinc Plated Lock to suit MRS Sliding Rail (No keeper included)			227.00
	MRSL-SS	Stainless Steel Lock to suit MRS Sliding Rail (No keeper included)			582.00

Please specify glass thickness when ordering

STANDARD TRADE  
DISCOUNT FOR  
THIS SECTION

35%

BOX & BULK  
QUANTITY  
DISCOUNTS

POA

### Metro Linear 153 - Frameless Glass 250kg Sliding Door Hardware for 10mm & 12mm toughened glass

PRODUCT	CODE	DESCRIPTION		T.P.G. PAGE	PRICE
	ML153-1000	CEILING FIX KIT INCLUDING:	1000mm wide door	4.13a	1532.00
	ML153-1500	1 x NA Bottom Track 1 x Top Channel Guide 2 x Top Channel Guide Stops 2 x SSS 153mm Diameter Wheels	1500mm wide door		1608.00
	MLT40	Additional Bottom Track (per metre)			233.00
	MLC50	Additional Top Guide Channel (per metre)			71.00
	Side Mount Channel Fittings available on Request				POA
	The system can be used in Single, Bi-parting & multiple lines of sliding doors				

Please specify glass thickness when ordering

DOWNLOAD LINEAR SLIDING DOOR BROCHURE & 3D ANIMATION FROM OUR WEBSITE

### Metro MF100/180/250 - Frameless Glass 100/180/250kg Sliding Door Hardware for 10 & 12mm toughened glass

PRODUCT	CODE	DESCRIPTION		T.P.G. PAGE	NA
	MF100/180/250-C	CUSTOM LENGTH CEILING FIX KITS		4.14a	POA
	MF100-1000	CEILING FIX KIT INCLUDING:  1 x Top Track 2 x Roller Hangers 1 x Top Door Rail 2 x Hanger B locks for Top Door Rail 2 x Track Stops 1 x Floor Guide	1000mm wide door		849.00
	MF100PF-1000			N/A	615.00
	MF180-1000			4.14b	987.00
	MF250-1000				1029.00
	MF100-1500		1500mm wide door	4.14a	1007.00
	MF100PF-1000			N/A	659.00
	MF180-1500			4.14b	1127.00
	MF250-1500				1226.00
	MF100-2000		2000mm wide door	4.14a	1154.00
	MF100PF-2000			N/A	699.00
	MF180-2000			4.14b	1308.00
	MF250-2000				1434.00
	MF100-SSW	Optional Stainless Steel Wheel Set		N/A	84.00
	MF180-SSW				91.00
	MF250-SSW				94.00
	MR50	Bottom Rail with Guides			
	MF100SC	Soft Close to suit MF100 (per side)			122.00

Please specify glass thickness when ordering









DOWNLOAD MF250 SLIDING DOOR BROCHURE FROM OUR WEBSITE

2018 / 2019 Price List - All prices exclude GST

MOST ORDERS ARE FREE INTO STORE, BY  
STANDARD ROAD FREIGHT, WHEN THEY TOTAL  
\$250 OR MORE INC. GST





SOME PRODUCTS MAY ATTRACT ADDITIONAL  
FREIGHT DUE TO THEIR WEIGHT OR SIZE

### Sliding Door Patch Locks

PRODUCT		CODE	DESCRIPTION	T.P.G. PAGE	NA or Mill	SSS	PSS/C
		MP300H	Sliding Door Patch Lock	4.15a	POA	317.00	
		MP300H/SS	Zinc passivated, die cast & stainless steel internals, 316 stainless steel mortice lock tongue			699.00	
		MP320H	Sliding Door Patch Keeper	4.15b		407.00	
MP320H	MK590-H	MK590-H	Wall Mount Strike Box			110.00	
		MP200H	Sliding Door Hook Patch Lock	4.15b		132.00	
MP200H	MP220H	MP220H	MP200H Glass Keeper	4.15c		86.00	
		E07N037	GFS T-LOCK Righthand for cavity installation	4.15e		445.00	
		E07N047	GFS T-LOCK Lefthand for cavity installation				
		E07N907	GFS WALL KEEPER T-LOCK			67.00	

Also available are the following: DC - Double Cylinder & KA - Keyed Alike at an additional cost

### Sliding Door Finger/Flush Pulls

PRODUCT	CODE	DESCRIPTION	T.P.G. PAGE	SSS	PSS
	SDFP60	Sliding Door Finger Pull	4.15c	35.00	
	SDFP70	SDFP60 has a blanking plate 58mm/70mm Outside Diameter	4.15d	70.00	
	FP150	Sliding Door Flush Pull Handle with flush ring pull for cavity install Specify glass thickness when ordering		1104.00	
	E07M026	GFS Sliding Door Flush Pull for cavity installation To suit 8-10mm Glass Thickness	4.15f	191.00 Satin Stainless Similar	183.00 Polished Chrome

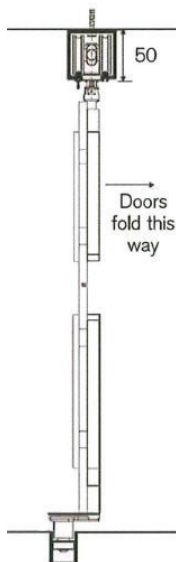
STANDARD TRADE  
DISCOUNT FOR  
THIS SECTION

35%

BOX & BULK  
QUANTITY  
DISCOUNTS

POA

### Metro MF75 Internal Frameless Glass Folding Door Kits

PRODUCT	CODE	DESCRIPTION	T.P.G. PAGE	PRICE
	MF75-2	CEILING MOUNTED KIT	2 x Doors	POA
	MF75-3	for doors up to 2700mm HIGH x 950mm wide including the following:	3 x Doors	
	MF75-4	NA Top Track NA Floor Guide Channel Pivot Set Hangers	4 x Doors	
	MF75-5	Guide Hinges Bottom Locks	5 x Doors	
	MF75-6	Specify LH or RH pivoting end	6 x Doors	

For uneven door sets, the end door can be fitted with latch or lockset shown in Frameless Glass Pivot Hardware Section  
[DOWNLOAD MF75 FOLDING DOOR BROCHURE, PLANNING DOCUMENT & 3D ANIMATION FROM OUR WEBSITE](#)

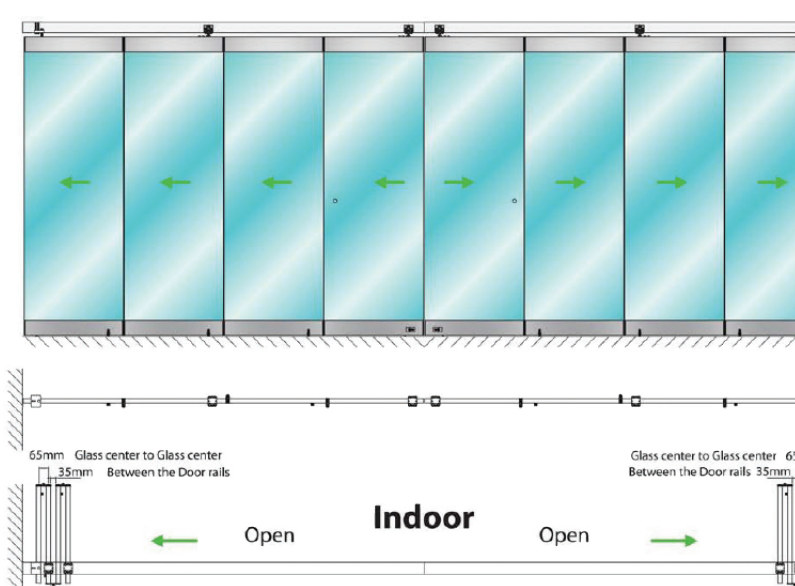
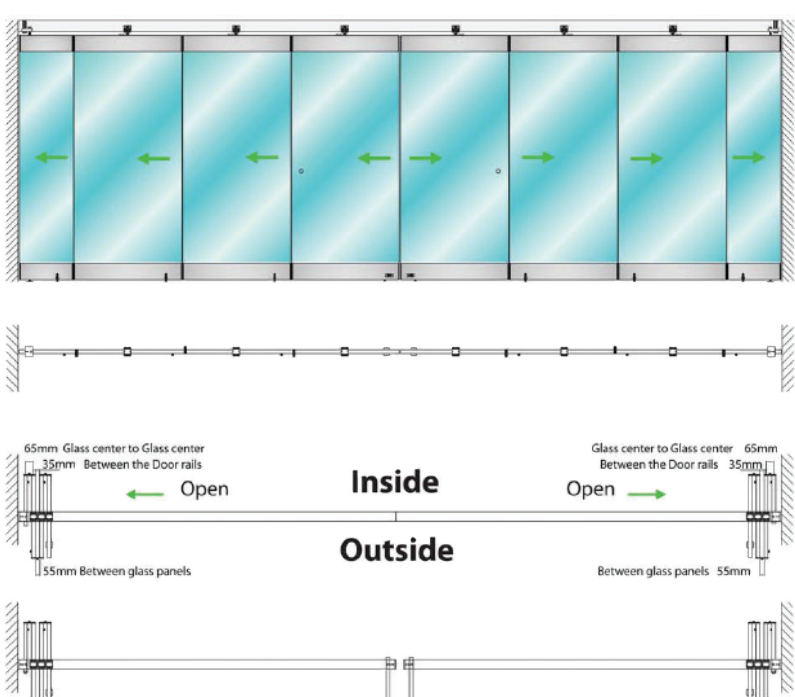




MOST ORDERS ARE FREE INTO STORE, BY  
STANDARD ROAD FREIGHT, WHEN THEY TOTAL  
\$250 OR MORE INC. GST

SOME PRODUCTS MAY ATTRACT ADDITIONAL  
FREIGHT DUE TO THEIR WEIGHT OR SIZE

### GCC Frameless Glass Folding Door System with Door Rails

PRODUCT	CODE	DESCRIPTION	T.P.G. PAGE	PRICE
	<p>AUSTRALIAN AGENT <b>GCC</b></p> <p>SFW-DR-O</p>	<p><u>Offset Roller Type</u></p> <p>Custom Designed Folding Door System with Door Rails in Natural Anodised Finish, other finishes available on request</p> <p>Max Panel Height 3000mm</p> <p>Max Panel Width 850mm</p> <p>Max Panel Weight 80kg</p>	5.2a 5.2c	POA
	<p>AUSTRALIAN AGENT <b>GCC</b></p> <p>SFW-DR-C</p>	<p><u>Centre Roller Type</u></p> <p>Custom Designed Folding Door System with Door Rails in Natural Anodised Finish, other finishes available on request</p> <p>Max Panel Height 3000mm</p> <p>Max Panel Width 1000mm</p> <p>Max Panel Weight 80kg</p>	5.2b 5.2c	

Also available: Austvision Frameless Glass Folding Door Systems for 12-15mm Toughened Glass - See 5.3a & 5.3b of T.P.G.  
[DOWNLOAD GCC FOLDING DOOR SYSTEM BROCHURE & ASSEMBLY INSTRUCTION MANUAL FROM OUR WEBSITE](#)

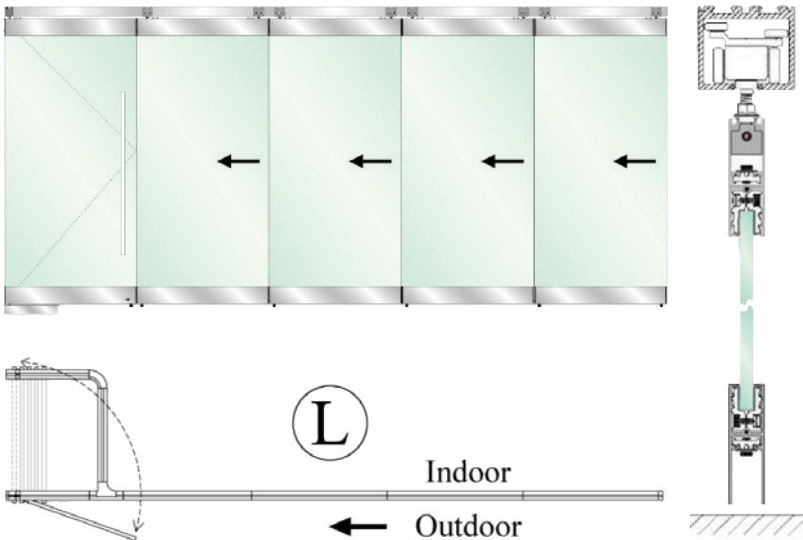
STANDARD TRADE  
DISCOUNT FOR  
THIS SECTION

35%

BOX & BULK  
QUANTITY  
DISCOUNTS

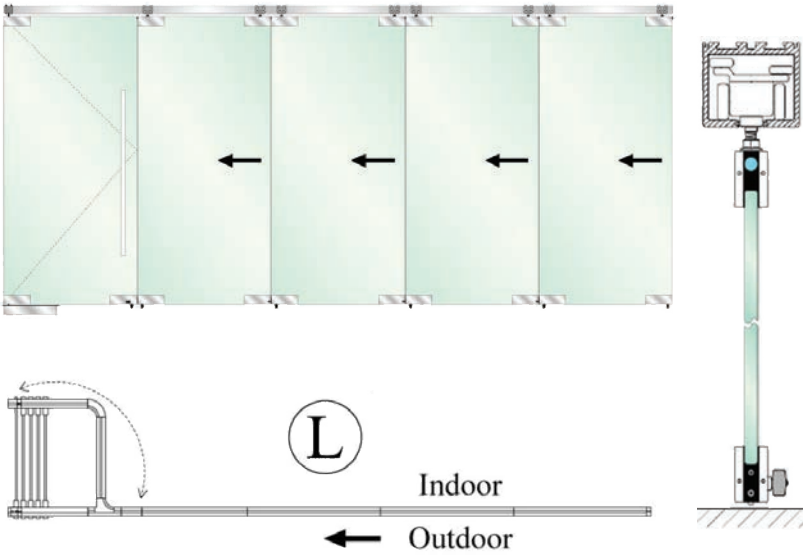
POA

### GCC Frameless Glass Stacking Door System with Door Rails

PRODUCT	CODE	DESCRIPTION	T.P.G. PAGE	PRICE
	<p>AUSTRALIAN AGENT <b>GCC*</b></p> <p>SWS-DR</p>	<p>Custom Designed Stacking Door System with Door Rails in NA Finish, other finishes available on request</p> <p>Max Panel Height 4000mm</p> <p>Max Panel Width 1250mm</p> <p>Max Panel Weight 150kg</p>	<p>6.1a 6.1d 6.1e</p>	POA

Also available: Geze MSW Frameless Glass Stacking Door Systems for 10/12mm Toughened Glass & Austvision Frameless Stacking Door Systems for 10-19mm Toughened Glass with downloads available from our website

### GCC Frameless Glass Stacking Door System with Patch Fittings

PRODUCT	CODE	DESCRIPTION	T.P.G. PAGE	PRICE
	<p>AUSTRALIAN AGENT <b>GCC*</b></p> <p>SWS-PF</p>	<p>Custom Designed Stacking Door System with Patch Fittings in SSS/PSS finish</p> <p>Max Panel Height 3000mm</p> <p>Max Panel Width 1000mm</p> <p>Max Panel Weight 85kg</p>	<p>6.1b 6.1c 6.1d 6.1e</p>	POA


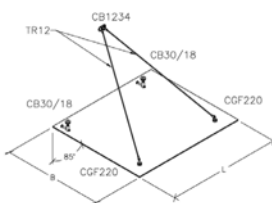

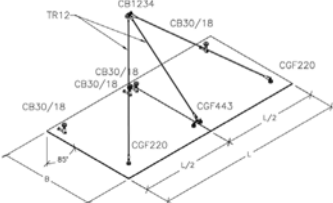

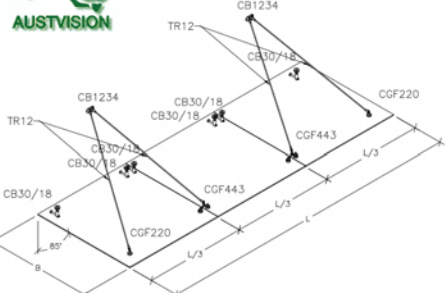

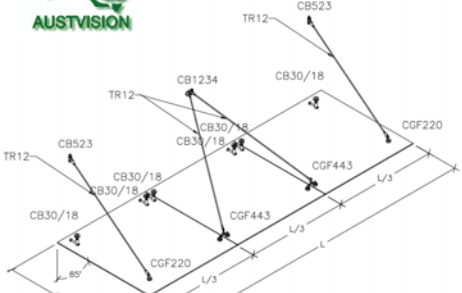

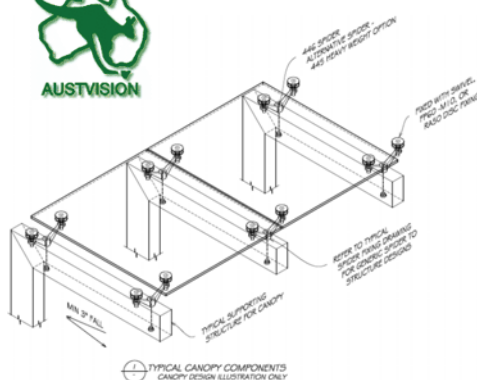

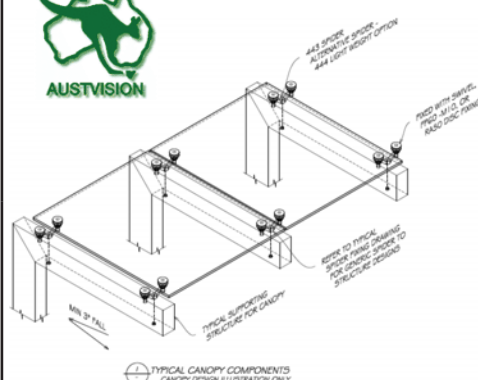
DOWNLOAD GCC STACKING DOOR SYSTEM BROCHURE & ASSEMBLY MANUAL FROM OUR WEBSITE



**MOST ORDERS ARE FREE INTO STORE, BY  
STANDARD ROAD FREIGHT, WHEN THEY TOTAL  
\$250 OR MORE INC. GST**

**SOME PRODUCTS MAY ATTRACT ADDITIONAL  
FREIGHT DUE TO THEIR WEIGHT OR SIZE**

### Austvision Frameless Glass Canopy Hardware Kits (no glass included)

PRODUCT		CODE	DESCRIPTION	T.P.G. PAGE	316 SSS
<div>  <div>C1-10 / C1-12</div></div>	<div>  <div>C2-10 / C2-12</div></div>	C1-10	L = 1500MM B = 1400MM 10MM GLASS THICKNESS	7.1a 7.1c 7.1d 7.1e 7.1f	POA
	C1-12	L = 1700MM B = 1600MM 12MM GLASS THICKNESS			
	C2-10	L = 2600MM B = 1400MM 10MM GLASS THICKNESS			
	C2-12	L = 3000MM B = 1600MM 12MM GLASS THICKNESS			
<div>  <div>C3-10 / C3-12</div></div>	<div>  <div>C4-10 / C4-12</div></div>	C3-10	L = 3700MM B = 1400MM 10MM GLASS THICKNESS	7.1b 7.1c 7.1d 7.1e 7.1f	
	C3-12	L = 4300MM B = 1600MM 12MM GLASS THICKNESS			
	C4-10	L = 3700MM B = 1400MM 10MM GLASS THICKNESS			
	C4-12	L = 4300MM B = 1600MM 12MM GLASS THICKNESS			
<div>  <div>HSC</div></div>	<div>  <div>LSC</div></div>	HSC	HEAVY WEIGHT SPIDER CANOPY	7.2a	
		LSC	LIGHT WEIGHT SPIDER CANOPY	7.3a	

DOWNLOAD AUSTVISION TIE ROD CANOPY & SPIDER CANOPY BROCHURES FROM OUR WEBSITE

2018 / 2019 Price List - All prices exclude GST

STANDARD TRADE  
DISCOUNT FOR  
THIS SECTION

35%

BOX & BULK  
QUANTITY  
DISCOUNTS

POA

### Frameless Glass Fin, Facade & Truss Systems

PRODUCT	DESCRIPTION	PRICE
	 <p>Custom Designed Frameless Glass Fin Facade &amp; Truss Systems</p>	POA
		




DOWNLOAD SPIDER FIN & SPIDER TRUSS BROCHURE FROM OUR WEBSITE



MOST ORDERS ARE FREE INTO STORE, BY  
STANDARD ROAD FREIGHT, WHEN THEY TOTAL  
\$250 OR MORE INC. GST

SOME PRODUCTS MAY ATTRACT ADDITIONAL  
FREIGHT DUE TO THEIR WEIGHT OR SIZE

### Frameless Glass Fin, Facade & Truss Systems

PRODUCT	DESCRIPTION	PRICE
	 <p>Custom Designed Frameless Glass Fin Facade &amp; Truss Systems</p>	POA
		

DOWNLOAD SPIDER FIN & SPIDER TRUSS BROCHURE FROM OUR WEBSITE

STANDARD TRADE  
DISCOUNT FOR  
THIS SECTION

**35%**

BOX & BULK  
QUANTITY  
DISCOUNTS

**POA**

PRODUCTS IN RED ARE SUPPLIED BY MANUFACTURED FRAMELESS GLASS SYSTEMS  
AND PRICES IN *ITALIC*, OR SHOWN AS POA, HAVE A LEADTIME

PRODUCTS IN BLUE ARE SUPPLIED BY MODERN FRAMELESS GLASS SYSTEMS  
AND PRICES IN *ITALIC*, OR SHOWN AS POA, HAVE A LEADTIME & UNDERLINED  
PRICING HAS NO DISCOUNT. ALL OTHER PRODUCTS ARE EXSTOCK + DELIVERY TIME

## BALUSTRADE / POOL FENCE HARDWARE

77. ROUND & SQUARE SHAPED SPIGOTS

78. METRO STRUTPOSTS, MODERN SIDE FIX SPIGOTS & AZC GROUTED CHANNEL

79. INFINITY BA122/124 BASE & SIDE FIX GLASS BALUSTRADE SYSTEM

80. POSIGLAZE FRAMELESS GLASS BALUSTRADE SYSTEM

82. MODERN/METRO BALUSTRADE ANCHORS

84. MODERN MINI TOPRAIL

85. EDGETEC 220 LINK RAIL

86. HANDRAIL BRACKETS

87. SPIDERS FITTINGS

88. ALIGNMENT BRACKETS, POST, HANDRAIL & COMPONENT KITS

89. BALUSTRADE / POOL FENCE GLASS CLAMPS

90. METRO ALUMINIUM POST SYSTEM

91. 12MM ULTRACLEAR TOUGHENED GLASS POOL FENCE PANELS & GATES

### Glossary of Standard Finishes (Others available on request)

Plated:	C	Polished Chrome	Stainless:	PSS	Polished/Mirror
	SC	Satin Chrome (Brushed)		SSS	Satin/Brushed
	G	Polished Gold	Anodised:	PS	Polished Silver
	MB	Matt Black		PG	Polished Gold
Glass:	CL	Clear Toughened Glass		NA	Natural
	UC	Ultra Clear Toughened Glass		SSA	Satin Stainless

MOST ORDERS ARE FREE INTO STORE, BY  
STANDARD ROAD FREIGHT, WHEN THEY TOTAL  
\$250 OR MORE INC. GST

SOME PRODUCTS MAY ATTRACT ADDITIONAL  
FREIGHT DUE TO THEIR WEIGHT OR SIZE

### Balustrade / Pool Fence Spigots

PRODUCT		CODE	DESCRIPTION	T.P.G. PAGE	PSS	SSS
		MRS175SMF	Modern Round Surface Mount Friction Fit Spigot 2205 Duplex stainless steel & includes round cover To suit 12mm Glass	8.1a	100.00	
MRS175SMF	MRS275F	MRS275F	Modern Round Core Drilled Friction Fit Spigot 2205 Duplex stainless steel & includes round cover To suit 12mm Glass			
		MSS175SMF	Modern Square Surface Mount Friction Spigot 2205 Duplex stainless steel & includes square cover To suit 12mm Glass	8.1b		
MSS175SMF	MSS275F	MSS275F	Modern Square Friction Fit Spigot 2205 Duplex stainless steel, requires Ø75mm core drill & includes square cover To suit 12mm Glass			
		MSS175SMRC	Round cover for MSS175SMF	8.1c	8.00	
MSS175SMRC	MSS275RC	MSS275RC	Round dress ring for MSS275F		5.50	
		HSS177SMF	SGP Square Surface Mount Friction Fit Spigot 2205 Duplex stainless steel & includes square cover To suit 12-17.52mm Glass	8.1d	POA	
HSS177SMF	HSS245F	HSS245F	SGP Square Core Drilled Friction Fit Spigot 2205 Duplex stainless steel, threaded rod from base, requires Ø75mm core drill & includes square cover To suit 12-17.52mm Glass			
		CBS160SMF	Concept Surface Mounted Round Friction Spigot 316L Stainless Steel & includes Round Cover	8.1f	145.00	
		CBS160SM	Concept Surface Mounted Round Spigot 316L stainless steel, requires glass preparation & includes Round Cover		135.00	
		CBS250F	Concept Core Drilled Round Friction Spigot 316L stainless steel, requires Ø65mm core drill & includes Round Dress Ring		145.00	
		CBS160SM CBS160SMF	CBS250 CBS250F		CBS250	Concept Core Drilled Round Spigot 316L stainless steel, requires glass preparation & Ø65mm core drill, includes round dress ring






STANDARD TRADE  
DISCOUNT FOR  
THIS SECTION

35%

BOX & BULK  
QUANTITY  
DISCOUNTS





POA

### Metro Nautech & Strutposts - Base & Side Fix and Modern Side Flx Spigot

PRODUCT	CODE	DESCRIPTION	T.P.G. PAGE	PSS	SSS	PC
	NBF168	316 SSS / PSS METRO NAUTECH STRUTPOST BASE FIX & SIDE FIX PATENT NZP561106 Compliant to AS1170 for balustrades & pool fences No hole in glass. Friction fit. 50mm under glass to surface	8.1g	POA	N/A	
	NSF315					
	PL200	ALUMINIUM SILVER FROST POWDERCOATED METRO STRUTPOST BASEFIX & SIDEFIX OCCUPANCY A, B, E & C3 Compliant to AS1170 for balustrades & pool fences Adjustable for glass alignment & concealed fixings Special powder coat colours on request No hole in glass. Friction fit.	8.1h	N/A	POA	
	PL400					
	MSF150	MODERN SIDE FIX SPIGOT Friction fit & suitable for 12-17.52mm toughened glass including Ultraview Pool Fence Panels Adjustable for alignment, simply tilt and lock the glass in position 2205 Duplex Stainless Steel	8.1i	195.00	190.00	N/A

DOWNLOAD PRODUCER STATEMENTS FOR NAUTECH & STRUTPOSTS FROM OUR WEBSITE

### AZC Grouted Channel

PRODUCT	CODE	DESCRIPTION	T.P.G. PAGE	MILL
	AZC	ALUMINIUM GLAZING CHANNEL Design Criteria Available Glass installed with Non Shrink Grout 6000mm Length For Glass Height deduct 10mm + Setting Block Used	8.5a	665.00
	ACC	END CAP - EACH		24.00
	SRB	RETAINED GASKET - PER METRE		10.00
	SWZ9	WEDGE GASKET - PER METRE		14.00



MOST ORDERS ARE FREE INTO STORE, BY  
STANDARD ROAD FREIGHT, WHEN THEY TOTAL  
\$250 OR MORE INC. GST

SOME PRODUCTS MAY ATTRACT ADDITIONAL  
FREIGHT DUE TO THEIR WEIGHT OR SIZE

### Infinity BA122/124 Base & Side Fix Glass Balustrade System for 12/15mm toughened & 13.52/17.52 SGP

PRODUCT		CODE	DESCRIPTION	T.P.G. PAGE	NA / PC	MILL
 CP-122	 BP-122	CP-122	BA122 REAR & FRONT COVER WITH BULB SEAL 5000mm Length	8.2a 8.2b	196.00	178.00
		BP-122	BA122 BASE FIX ALIGNMENT CHANNEL 5000mm Length		185.00	167.00
 CKB-12 / CKB-15	 ECB-122	CKB-12	BA122 BASE FIX CLAMP KIT for 12mm Glass		140.00	
		CKB-15	BA122 BASE FIX CLAMP KIT for 15mm Glass			
		ECB-122	BA122 BASE FIX END CAP Complete with Lugs & Screws		29.00	25.00
 BPP-122-1	 BPP-122-5	BPP-122-1	BA122 1mm BASE SPACER PLATE for Height Adjustment		N/A	11.00
		BPP-122-5	BA122 5mm BASE SPACER PLATE for Height Adjustment			31.00
 RC118	 FC-124	RC-118	BA124 REAR COVER WITH BULB SEAL Acts as a template 5000mm Length		206.00	187.00
		FC-124	BA124 FRONT COVER WITH BULB SEAL 5000mm Length		223.00	202.00
 CKI-12 / CKI-15	 RSI-1 / RSI-5	CKI-12	BA124 SIDE FIX CLAMP KIT for 12mm Glass		131.00	
		CKI-15	BA124 SIDE FIX CLAMP KIT for 15mm Glass			
		RSI-1	BA124 REAR COVER SPACER PLATE 1 & 5mm spacers to align rear cover if structure is not straight		11.00	10.00
		RSI-5			29.00	25.00
 SOI-5 / SOI-15	 ECI-124	SOI-5	BA124 SIDE FIX STAND OFF PLATE These will stand the Infinity System 5 or 15mm off the structure		29.00	25.00
		SOI-15			47.00	43.00
					ECI-124	BA124 SIDE FIX END CAP Complete with Lugs & Screws

DOWNLOAD INFINITY BA122/124 GLASS BALUSTRADE SYSTEM MANUAL FROM OUR WEBSITE




STANDARD TRADE  
DISCOUNT FOR  
THIS SECTION

35%

BOX & BULK  
QUANTITY  
DISCOUNTS

POA

### Posiglaze Frameless Glass Balustrade System













PRODUCT	CODE	DESCRIPTION	T.P.G. PAGE	SSA
	PG120B	<p><b>POSIGLAZE BASE FIX SYSTEM</b></p> <p>Aluminium with Satin Stainless Anodised Finish</p> <ul style="list-style-type: none"> <li>• 1 x 3000mm x 120mm x 72mm Base Fix Channel</li> <li>• 2 x 3000mm Top Seal Strip/Bulb Rubber                             <ul style="list-style-type: none"> <li>• 12 x Clamps to suit Glass Thickness                                     <ul style="list-style-type: none"> <li>• 2 x Joining Dowels</li> <li>• 1 x 10mm Spanner</li> </ul> </li> </ul> </li> </ul> <p>25mm Gap under Glass to Surface</p> <p>Specify glass thickness when ordering</p>	8.3a	POA
	PG120S	<p><b>POSIGLAZE SIDE FIX SYSTEM</b></p> <p>Aluminium with Satin Stainless Anodised Finish</p> <ul style="list-style-type: none"> <li>• 1 x 3000mm x 120mm x 72mm Base Fix Channel</li> <li>• 1 x 3000mm Top Seal Strip/Bulb Rubber</li> <li>• 1 x 3000mm Top Seal Strip/Side Cladding/Bulb Rubber                             <ul style="list-style-type: none"> <li>• 12 x Clamps to suit Glass Thickness                                     <ul style="list-style-type: none"> <li>• 2 x Joining Dowels</li> <li>• 1 x 10mm Spanner</li> </ul> </li> </ul> </li> </ul> <p>25mm Gap under Glass to Surface</p> <p>Specify glass thickness when ordering</p>	8.3a	POA
	PG180S	<p><b>POSIGLAZE SIDE FIX SYSTEM</b></p> <p>Aluminium with Satin Stainless Anodised Finish</p> <ul style="list-style-type: none"> <li>• 1 x 3000mm x 120mm x 72mm Base Fix Channel</li> <li>• 1 x 3000mm Top Seal Strip/Bulb Rubber</li> <li>• 1 x 3000mm Top Seal Strip/Side Cladding/Bulb Rubber                             <ul style="list-style-type: none"> <li>• 1 x 3000mm Bottom Cladding</li> <li>• 12 x Clamps to suit Glass Thickness                                     <ul style="list-style-type: none"> <li>• 2 x Joining Dowels</li> <li>• 1 x 10mm Spanner</li> </ul> </li> </ul> </li> </ul> <p>25mm Gap under Glass to Surface</p> <p>Specify glass thickness when ordering</p>	8.3b	POA

DOWNLOAD POSIGLAZE INSTALLATION GUIDE & PRODUCER STATEMENT FROM OUR WEBSITE

MOST ORDERS ARE FREE INTO STORE, BY  
STANDARD ROAD FREIGHT, WHEN THEY TOTAL  
\$250 OR MORE INC. GST

SOME PRODUCTS MAY ATTRACT ADDITIONAL  
FREIGHT DUE TO THEIR WEIGHT OR SIZE

### Posiglaze Frameless Glass Balustrade System




PRODUCT		CODE	DESCRIPTION	SSA
 PGBC	 PGSC	PGBC	BASE FIX CHANNEL - 3 METRE LENGTH	POA
		PGSC	SIDE FIX CHANNEL - 3 METRE LENGTH	
 PGTS	 PGCD	 PGBS	PGTS	
			PGCD	
			PGBS	
 PGSCL	 PGBCL	PGSCL	SIDE CLADDING - 3 METRE LENGTH	
		PGBCL	BOTTOM CLADDING - 3 METRE LENGTH	
 PGC12 PGC15 PGC19 PGC13 PGC17 PGC21 PGEC PGEC1 PGECCL PGECR	 PGECCL PGECR	 PGEC1	PGC12	
			PGC15	
			PGC19	
			PGC13	
			PGC17	
			PGC21	
			PGEC	
			PGEC1	
 PGSPN	 PGCG	PGSPN	SPANNERS - EACH	
		PGCG	BLACK FIBRE CLAMP KIT - EACH 0.8mm THICK GASKET  Note: may be required for non standard thickness	

Please enquire about appropriate fixings for PG120B, PG120S & PG180S

DOWNLOAD POSIGLAZE INSTALLATION GUIDE & PRODUCER STATEMENT FROM OUR WEBSITE

2018 / 2019 Price List - All prices exclude GST

### Modern 316 Stainless Steel Adjustable Glass Anchors for 10/12/15mm Toughened Glass & 13.52/17.52SGP

PRODUCT	CODE	DESCRIPTION	T.P.G. PAGE	SSS	PSS
 Shown set at 40mm	MB50x40-50	<p>MODERN ADJUSTABLE GLASS ANCHOR</p> <p>Adjustable with Allen Key before &amp; after installation</p> <p>Passed AS/NZS1170 Testing Loads due to a Ø20mm glass hole preparation &amp; Ø50mm mounting body/cap</p> <p>Telescopic body hides the thread for a seamless appearance</p>	8.6a	47.00	50.00
 Shown set at 50mm					
	M10-90SL	STAINLESS STEEL LAGSCREWS 40mm of M10 Thread, 90mm OA Length		8.50	
	M10-110SL	STAINLESS STEEL LAGSCREWS 35mm of M10 Thread, 110mm OA Length			

DOWNLOAD PRODUCER STATEMENT & MB50x40-50 ADJUSTABLE ANCHOR BROCHURE FROM OUR WEBSITE

### Modern 316 Stainless Steel Glass Anchor System for 12mm plus Toughened Glass

PRODUCT		CODE	DESCRIPTION	T.P.G. PAGE	SSS	PSS
		MGA-38x10	MODERN GLASS ANCHOR Ø38/50mm with M12 Tapped Thread C Spanner Hole on Stepped Discs & 10/20mm Bodies. Unique black plastic integrated washer & bush allows glass to be supported & held in place while the stepped disc is screwed over end of threaded rod. 37/49mm x 1.5mm Black Plastic Washer. 37/49mm x 1.5mm Intergrated Bush & Washer. 20/30/40/50mm Bodies are recessed to allow for excess epoxy ejected when thread is set into masonry hole in concrete. M12 x 170mm Threaded Rod. Min Ø20mm Hole for Glass Preparation	8.6a	26.00	31.00
		MGA-38x20			31.00	36.00
		MGA-38x30			35.00	41.00
		MGA-38x40			40.00	46.00
		MGA-38x50			45.00	51.00
		MGA-50x10			35.00	41.00
		MGA-50x20			40.00	45.00
		MGA-50x30			44.00	50.00
		MGA-50x40			49.00	54.00
		MGA-50x50			53.00	58.00
 MGA-50-1mm	 M12-75SL	MGAW-38-1mm	PACKING WASHER M12 Clearance Hole x Ø37/49mm x 1mm		0.70	
		MGAW-50-1mm				
		M12-75SL	LAGSCREWS (304 Stainless) 25/60mm of M12 Thread, 75/160mm OA Length		7.50	
		M12-160SL				
 M12-R170		M12-R34	M12 THREADED RODS (304 Stainless) 34 & 115mm or 170mm Length		1.50	
		M12-R115			4.00	
		M12-R170			6.00	
		MACS38-50	ANCHOR SPANNER Mainly for use with 38 x 50mm Anchor Button Heads, Stepped Discs & 10/20mm Bodies	N/A	26.00	

**MOST ORDERS ARE FREE INTO STORE, BY  
STANDARD ROAD FREIGHT, WHEN THEY TOTAL  
\$250 OR MORE INC. GST**

**SOME PRODUCTS MAY ATTRACT ADDITIONAL  
FREIGHT DUE TO THEIR WEIGHT OR SIZE**

### Metro 316 Stainless Steel Heavyweight Glass Anchors for 12 & 15mm Toughened Glass (Ø20mm Hole in Glass)

PRODUCT		CODE	DESCRIPTION	T.P.G. PAGE	SSS	PSS	
  MB50/S/T30	  MD50/SQ	MB50/S/T30	HEAVYWEIGHT ANCHOR Ø50mm x 30mm Body Please note that threaded rod, etc. are ordered separately DOWNLOAD PRODUCER STATEMENT FROM OUR WEBSITE	8.6b	POA		
		MD50/SQ	SQUARE COVER KIT Suits 50 x 30 anchors				
		SD50x30	STEPPED HEAD ANCHOR Ø50mm x 30mm Body  Please note that threaded rod, etc. are ordered separately	8.6c			
		GSBH-38x ?	BUTTON HEAD ANCHOR Ø38/50mm x custom length body with M10 x 100mm threaded rod from body Specify glass thickness when ordering	8.6c			
		GSBH-50x ?					
  MB50/S/6 Shown		MB50/S/6	CLEAT HEAVYWEIGHT ANCHOR 50mm with square edge head x 6mm spacer Glass to cleat fixing	8.6d			
		MB50/R/6	CLEAT HEAVYWEIGHT ANCHOR Ø50mm with radius edge head x 6mm Spacer Glass to cleat fixing				
  MB75/T/T30	  MB75-SQ	MB75/T/T30	HEAVYWEIGHT SINGLE ANCHOR Ø75mm x 30mm Body Suitable for single line fixing at 400mm centres Specify glass thickness when ordering M12 threaded rod, etc. ordered separately 1-2mm tapered shim & 1-3mm tapered shim DOWNLOAD PRODUCER STATEMENT FROM OUR WEBSITE				8.6e
		TS75-1-2					
		TS75-1-3					
		MB75-SQ	SQUARE COVER KIT suits MB75/T/T30				
  MB100/S/T30		MB100/S/T30	HEAVYWEIGHT SINGLE ANCHOR Ø100mm x 30mm Body Suitable for single line fixing at 400mm centres Specify glass thickness when ordering M12 threaded rod, etc. ordered separately DOWNLOAD PRODUCER STATEMENT FROM OUR WEBSITE	8.6e			
		PF-150	PLATE FIX SINGLE ANCHOR Single or Double Point Fixing 20mm Holes 100mm apart M12 threaded rod, etc. ordered separately  DOWNLOAD 3D ANIMATION & PRODUCER STATEMENT FROM OUR WEBSITE	8.6f			

**SOME ANCHORS ABOVE ARE SUITABLE FOR 13.52/17.52MM SGP**



STANDARD TRADE  
DISCOUNT FOR  
THIS SECTION

35%

BOX & BULK  
QUANTITY  
DISCOUNTS

POA

### Modern Mini Round & Rectangular 2205 Stainless Steel Toprails for 10 & 12mm Toughened Glass

PRODUCT		CODE	DESCRIPTION	T.P.G. PAGE	SSS	PSS
 MH25R	 MH25S	MH25R	ROUND TOPRAIL 25.4mm Diameter x 5.8 metre Length	8.7a	226.00	244.00
		MH25S	RECTANGULAR TOPRAIL 25mm wide x 21mm High x 5.8 Metre Length		253.00	267.00
		MHT2680	TUBELOC 2680 for Gluing Joints	N/A	23.00	
 MH25RJ	 MH25SJ	MH25RJ	ROUND JOINER	8.7b	18.00	19.00
		MH25SJ	RECTANGULAR JOINER			
 MH25R90	 MH25S90	MH25R90	ROUND 90° CORNER	8.7c	26.00	27.00
		MH25S90	RECTANGULAR 90° CORNER			
 MH25RAC	 MH25SAC	MH25RAC	ROUND ADJUSTABLE CORNER (90°-180°)	8.7d		
		MH25SAC	RECTANGULAR ADJUSTABLE CORNER (90°-180°)			
 MH25RAJ	 MH25SAJ	MH25RAJ	ROUND ADJUSTABLE JOINER For use on stairs	8.7e	22.00	23.00
		MH25SAJ	RECTANGULAR ADJUSTABLE JOINER For use on stairs			
 MH25RWB	 MH25SWB	MH25RWB	ROUND WALL BRACKET	8.7f	21.00	23.00
		MH25SWB	RECTANGULAR WALL BRACKET			
 MH25RWBT	 MH25SWBT	MH25RWBT	ROUND WALL BRACKET WITH TAB	8.7g		
		MH25SWBT	RECTANGULAR WALL BRACKET WITH TAB			
 MH25REC	 MH25SEC	MH25REC	ROUND END CAP	8.7h	19.00	20.00
		MH25SEC	RECTANGULAR END CAP			



**MOST ORDERS ARE FREE INTO STORE, BY  
STANDARD ROAD FREIGHT, WHEN THEY TOTAL  
\$250 OR MORE INC. GST**

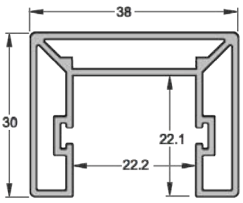
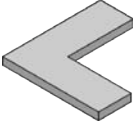
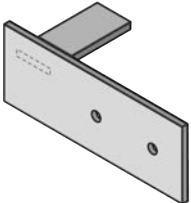
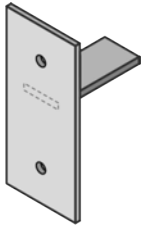
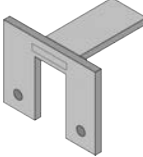
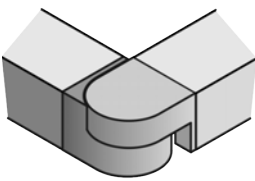
**SOME PRODUCTS MAY ATTRACT ADDITIONAL  
FREIGHT DUE TO THEIR WEIGHT OR SIZE**

**MANUFACTURED FRAMELESS  
GLASS SYSTEMS**

02 4708 2563

manufactured@mfgs.com.au

## Edgetec 220 Link Rail for 12 & 15mm Toughened Glass

PRODUCT	CODE	DESCRIPTION	T.P.G. PAGE	NA/PC	MILL
 ET220	ET220	LINK RAIL 5800mm Length Natural Anodised to 20 Micron or Mill	FOR INSTALLATION DETAILS PLEASE REFER TO THE DOWNLOAD SECTION OF OUR WEBSITE	203.00	152.00
	ETG12	GASKET FOR 12mm GLASS 2900mm Length		59.00	
	ETG15	GASKET FOR 15mm GLASS 2900mm Length			
 ET90	ET180	MITRED CORNER JOINER 50 x 50 x 5mm		N/A	11.00
	ET180	STRAIGHT JOINER 80 x 22.8 x 5mm Rail joins to be at glass panel joins			
 ETWMPL	ETWMPL	WALL MOUNT END PLATE LEFT HAND 120 x 45mm Silver Frost Powder Coat or Mill		64.00	59.00
	ETWMPL	WALL MOUNT END PLATE RIGHT HAND 120 x 45mm Silver Frost Powder Coat or Mill			
 ETPMP	ETPMP	POST MOUNT END PLATE 100 x 45mm Silver Frost Powder Coated or Mill		29.00	24.00
	ETEC	END CAP Natural Anodised, Silver Frost Powder Coated or Mill			
 ETAP	ETAP	POST END MOUNT For MFG 65mm Aluminium Post Series Stainless Steel		64.00	59.00
	ET45	TWO PIECE 90 CORNER LINK Silver Frost Powder Coat or Mill		82.00	73.00
 ET46	ET46	TWO PIECE ADJUSTABLE CORNER LINK Silver Frost Powder Coat or Mill		87.00	79.00
	ET47	TWO PEICE ADJUSTABLE STAIRWAY LINK Silver Frost Powder Coat or Mill		101.00	91.00

FOR INSTALLATION DETAILS PLEASE REFER TO THE DOWNLOAD SECTION OF OUR WEBSITE









### 316 Stainless Steel Handrail Brackets for 12mm Toughened Glass (Ø20mm Hole in Glass)

PRODUCT			CODE	DESCRIPTION		SSS	PSS		
  MHBG MHBW Similar	  MHB2 MHB2W Similar	  HB50/R/90 HB50/R/90W Similar	MHBG	ADJUSTABLE HANDRAIL BKT To suit Ø48.3mm Handrail	Glass	29.00	33.00		
			MHBW		Wall	36.00	42.00		
			MHB2	ADJUSTABLE HANDRAIL BKT To suit Flat Handrail	Glass	POA			
			MHB2W		Wall				
			MHB3	FIXED HANDRAIL BRACKET To suit Ø48.3mm Handrail	Glass				
			MHB3W		Wall				
  MHB3 MHB3W Similar	  MHB4 MHB4W Similar	  HB50/S/90 HB50/S/90W Sim	MHB4	FIXED HANDRAIL BRACKET To suit Flat Handrail	Glass			202.00	N/A
			MHB4W		Wall				
			HB50/R/90	METRO HANDRAIL BRACKET Round Arm Section with 40 x 12 x 3mm Mounting Plate	Glass				
			HB50/R/90W		Wall				
			HB50/S/90	METRO HANDRAIL BRACKET Square Arm Section with 40 x 12 x 3mm Mounting Plate	Glass	262.00			
			HB50/S/90W		Wall				
  HB50/S/CK	  NHB1 NHB1W Similar	  NHB2 NHB2W Sim	HB50/S/CK	SQUARE COVER KIT, suits HB50 Handrail Bkt		27.00	POA		
			NHB1	SQUARE HANDRAIL BRACKET To suit 48.3mm Dia Handrail	Glass				
			NHB1W		Wall				
			NHB2	SQUARE HANDRAIL BRACKET To suit Flat Handrail	Glass				
			NHB2W		Wall				
  HR-SD50D	  HR-SD50		HR-SD50D	AUSTVISION HANDRAIL BKT Glass Mount suits Ø50mm Handrail	Button Head	94.00	N/A		
			HR-SD50	AUSTVISION HANDRAIL BRACKET Glass Mount with Button Head, suits Ø50 Handrail		103.00			
			HR-W60	AUSTVISION HANDRAIL BRACKET Wall Mount, suits Ø50mm Handrail		80.00			
  QRHB3	  QRHB3W		QRHB3	FIXED HANDRAIL BRACKET To suit 48.3mm Dia Handrail	Glass	POA			
			QRHB3W		Wall				
  QRHB4	  QRHB4W		QRHB4	FIXED HANDRAIL BRACKET To suit Flat Handrail	Glass				
			QRHB4W		Wall				
  QRHB5	  QRHB5W		QRHB5	FIXED HANDRAIL BRACKET To suit 48.3mm Dia Handrail	Glass				
			QRHB5W		Wall				
  QRHB6W			QRHB6W	FIXED HANDRAIL BRACKET To suit 48.3mm Dia Handrail Wall Mounted					






MOST ORDERS ARE FREE INTO STORE, BY  
STANDARD ROAD FREIGHT, WHEN THEY TOTAL  
\$250 OR MORE INC. GST

SOME PRODUCTS MAY ATTRACT ADDITIONAL  
FREIGHT DUE TO THEIR WEIGHT OR SIZE

### Austvision Light Weight Spider Fittings for Balustrade use in 316 Satin & Polished Stainless Steel

PRODUCT	CODE	DESCRIPTION	T.P.G. PAGE	M8 Csk	M8 Csk Disc	
	444/2 SSS	LIGHT WEIGHT SPIDER 2 WAY	8.9a		POA	
	444/2 PSS					
	442/2/1 SSS	LIGHT WEIGHT SPIDER 2 WAY 1 SIDE				
	444/2/1 PSS					
	444/4 SSS	LIGHT WEIGHT SPIDER 4 WAY	8.9b			
	444/4 PSS					
	444/4/2 SSS	LIGHT WEIGHT SPIDER 4 WAY 1 SIDE				8.9c
	444/4/2 PSS					
	443/4 SSS	LIGHT WEIGHT SPIDER 4 WAY	8.9d			
	443/4 PSS					
	443/2 SSS	LIGHT WEIGHT SPIDER 2 WAY		8.9d		
	443/2 PSS					
	443/2/1 SSS	LIGHT WEIGHT SPIDER 1 WAY				
	443/2/1 PSS					

### Alignment Brackets in 2205 Stainless Steel

PRODUCT	CODE	DESCRIPTION	T.P.G. PAGE	SSS	PSS
 AB25-W shown SBW similar	AB25-W	90° Glass to Wall Alignment Bracket for 12mm glass	8.10a	32.50	
	SBW-15	90° Glass to Wall Alignment Bracket for 12 - 15.5mm glass	N/A	47.00	N/A
	SBW-21	90° Glass to Wall Alignment Bracket for 17.52 - 21.52mm glass			
 AB25-90 Shown SB90 similar	AB25-90	90° Glass to Glass Alignment Bracket for 12mm glass	8.10a	35.00	
	SB90-15	90° Glass to Glass Alignment Bracket for 12 - 15.5mm glass	N/A	47.00	N/A
	SB90-21	90° Glass to Glass Alignment Bracket for 17.52 - 21.52mm glass			
	AB25-135	135° Glass to Glass Alignment Bracket for 12mm glass	8.10b	35.00	
 AB25-180 Shown SB180 similar	AB25-180	180° Glass to Glass Alignment Bracket for 12mm glass		N/A	31.50
	SB180-15	180° Glass to Glass Alignment Bracket for 12 - 15.5mm glass	43.00		N/A
	SB180-21	180° Glass to Glass Alignment Bracket for 17.52 - 21.52mm glass			
	AB25-A	Adjustable Angle Glass to Glass Alignment Bracket for 12mm glass	8.10c	61.00	



### Post, Handrail & Component Kits in 316 Stainless Steel

PRODUCT	SSS	PSS
	POA	





**MOST ORDERS ARE FREE INTO STORE, BY  
STANDARD ROAD FREIGHT, WHEN THEY TOTAL  
\$250 OR MORE INC. GST**

**SOME PRODUCTS MAY ATTRACT ADDITIONAL  
FREIGHT DUE TO THEIR WEIGHT OR SIZE**

### Glass Clamps in 316 Electropolished Stainless Steel for 6, 8, 10 & 12mm Toughened Glass

PRODUCT		CODE	DESCRIPTION		T.P.G. PAGE	SSS	PSS
 ABC55	 ABC60	ABC55	BALUSTRADE CLAMP WITH RETAINING PLATE Suitable for 8, 10 & 12mm Glass 18-20mm clearance to glass from wall/post	FLAT SURFACE	8.11a	26.00	28.00
		ABC60		ROUND POST		24.00	26.00
 MBC55	 MBC60	MBC55	LARGE SQUARE BALUSTRADE CLAMP Suitable for 8, 10 & 12mm Glass 18-20mm clearance to glass from wall/post	FLAT SURFACE	8.11b	26.00	28.00
		MBC60		ROUND POST		24.00	26.00
 MBC62	 MBC66	MBC62	LARGE RADIUS BALUSTRADE CLAMP Suitable for 8, 10 & 12mm Glass 18-20mm clearance to glass from wall/post	FLAT SURFACE	8.11c	23.00	25.00
		MBC66		ROUND POST		18.00	20.00
 MBC45	 MBC47	MBC45	SMALL SQUARE BALUSTRADE CLAMP Suitable for 6, 8 & 10mm Glass 18-20mm clearance to glass from wall/post	FLAT SURFACE	8.11d	17.00	19.00
		MBC47		ROUND POST		15.00	17.00
 MBC50	 MBC52	MBC50	SMALL RADIUS BALUSTRADE CLAMP Suitable for 6, 8 & 10mm Glass 18-20mm clearance to glass from wall/post	FLAT SURFACE	8.11e	14.00	16.00
		MBC52		ROUND POST		13.00	15.00
		M8NS	M8 NUTSERT		N/A	1.40	
 CAP-25T	 CAP-37/50W	CAP-25T	SOCKET HEAD CAP SCREW M8 x 25mm SS			2.00	
		CAP-37W	WOOD FIX CAP SCREW			2.80	
		CAP-50W	14G x 37/50mm SS, Use in conjunction with M6 Washers				

### Balustrade Clamps in 316 Stainless Steel

PRODUCT		CODE	DESCRIPTION	T.P.G. PAGE	SSS/PSS
 BB70	 BB70SQ	BB70	ROUND BALUSTRADE BRACKET Wall Mounted, Suitable for 10mm & 12mm Glass	8.12a	POA
		BB70SQ	SQUARE BALUSTRADE BRACKET Wall Mounted, Suitable for 10mm & 12mm Glass		
 BBD70	 BBD70SQ	BBD70	ROUND BALUSTRADE BRACKET Glass to Glass, Suitable for 10mm & 12mm Glass	8.12b	
		BBD70SQ	SQUARE BALUSTRADE BRACKET Glass to Glass, Suitable for 10mm & 12mm Glass		



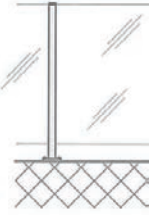
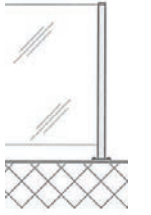
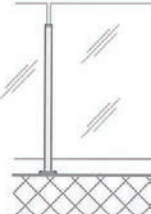



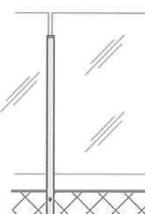
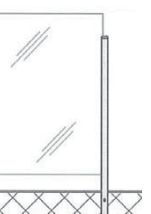


STANDARD TRADE  
DISCOUNT FOR  
THIS SECTION

35%

BOX & BULK  
QUANTITY  
DISCOUNTS

POA

### Metro Aluminium Post System to suit 10mm Toughened Glass

PRODUCT		CODE	DESCRIPTION	T.P.G. PAGE	Silver Frost Powder Coat	Other Standard Powder Coat		
		TM-1000 FI	TOP MOUNT POST FULL HEIGHT Intermediate Post & End Post Up to 1000/1200mm high glass. Specify Base Plate Type.	8.13a	POA			
		TM-1200 FI						
		TM-1000 FE						
		TM-1200 FE						
TM-1000/1200 FI	TM-1000/1200 FE							
		TM-801 LI	TOP MOUNT POST LOW HEIGHT Intermediate & End Post. Up to 1050/1250mm high glass. Specify Base Plate Type.					
		TM-1001 LI						
		TM-801 LE						
		TM-1001 LE						
TM-801/1001 LI	TM-801/1001 LE							
		FF-1200 FI	FACE MOUNT POST FULL HEIGHT Intermediate & End Post. Up to 1000/1200mm High Balustrade. Specify Base Plate Type.	8.13b				
		FF-1400 FI						
		FF-1200 FE						
		FF-1400 FE						
FF-1200/1400 FI	FF-1200/1400 FE							
		FF-1001 LI	FACE MOUNT POST LOW HEIGHT Intermediate & End Post. Up to Approx. 1050/1250mm High Balustrade. Specify Base Plate Type.					
		FF-1201 LI						
		FF-1001 LE						
		FF-1201 LE						
FF-1001/1201 LI	FF-1001/1201 LE							
		TMC-1000 FC	TOP MOUNT POST FULL HEIGHT Corner Post Up to 1000/1200mm high glass. Specify Base Plate Type.	8.13c				
		TMC-1200 FC						
		TMC-801 LC	TOP MOUNT POST LOW HEIGHT Corner Post. Up to 801/1001mm high glass. Specify Base Plate Type.					
		TMC-1001 LC						
TMC-1000/1200 FC	TMC-801/1001 LC							

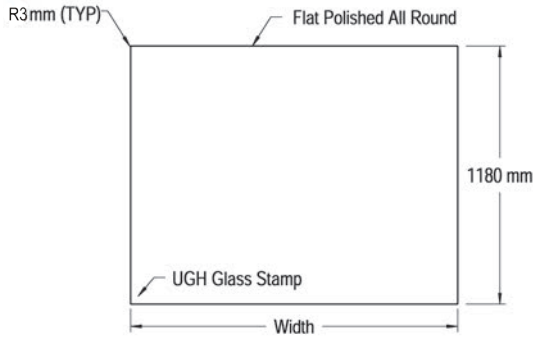
DOWNLOAD ALUMINIUM POST SYSTEM DETAILS FROM OUR WEBSITE



**MOST ORDERS ARE FREE INTO STORE, BY  
STANDARD ROAD FREIGHT, WHEN THEY TOTAL  
\$250 OR MORE INC. GST**

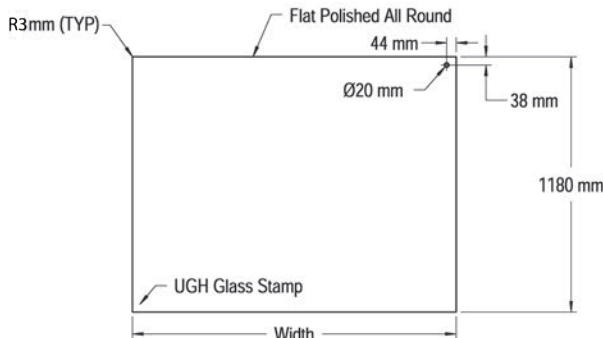
**SOME PRODUCTS MAY ATTRACT ADDITIONAL  
FREIGHT DUE TO THEIR WEIGHT OR SIZE**

### Frameless 12mm Ultraclear Toughened Glass Pool Fence Panels (1180mm high)

PRODUCT	CODE	PANEL WIDTH	UPFRONT PAYMENT TRADE PRICE	CREDIT ACCOUNT TRADE PRICE	RETAIL SALE PRICE
	FP900	900mm	<a href="#">\$57.84</a>	<a href="#">\$68.36</a>	\$105.17
	FP950	950mm	<a href="#">\$60.90</a>	<a href="#">\$71.97</a>	\$110.73
	FP1000	1000mm	<a href="#">\$63.98</a>	<a href="#">\$75.61</a>	\$116.33
	FP1050	1050mm	<a href="#">\$67.04</a>	<a href="#">\$79.23</a>	\$121.89
	FP1100	1100mm	<a href="#">\$70.10</a>	<a href="#">\$82.84</a>	\$127.45
	FP1150	1150mm	<a href="#">\$73.16</a>	<a href="#">\$86.45</a>	\$133.01
	FP1200	1200mm	<a href="#">\$76.21</a>	<a href="#">\$90.07</a>	\$138.56
	FP1250	1250mm	<a href="#">\$79.29</a>	<a href="#">\$93.71</a>	\$144.16
	FP1300	1300mm	<a href="#">\$82.35</a>	<a href="#">\$97.32</a>	\$149.72
	FP1350	1350mm	<a href="#">\$85.40</a>	<a href="#">\$100.93</a>	\$155.28
	FP1400	1400mm	<a href="#">\$88.46</a>	<a href="#">\$104.55</a>	\$160.84
	FP1450	1450mm	<a href="#">\$91.54</a>	<a href="#">\$108.19</a>	\$166.44
	FP1500	1500mm	<a href="#">\$94.60</a>	<a href="#">\$111.80</a>	\$172.00
	FP1600	1600mm	<a href="#">\$101.20</a>	<a href="#">\$119.60</a>	\$184.00
	FP1700	1700mm	<a href="#">\$107.25</a>	<a href="#">\$126.75</a>	\$195.00
	FP1800	1800mm	<a href="#">\$113.85</a>	<a href="#">\$134.55</a>	\$207.00
	FP1900	1900mm	<a href="#">\$119.90</a>	<a href="#">\$141.70</a>	\$218.00
	FP2000	2000mm	<a href="#">\$126.50</a>	<a href="#">\$149.50</a>	\$230.00

Above panels can also be used with Infinity BA124 Side Fix Glass Balustrade System & Posiglaze Side Fix Channel

### Frameless 12mm Ultraclear Toughened Glass Pool Fence Pivot Panels (1180mm high)

	PP1300	1300mm	<a href="#">\$83.48</a>	<a href="#">\$98.66</a>	\$151.78
	PP1350	1350mm	<a href="#">\$86.54</a>	<a href="#">\$102.27</a>	\$157.34
	PP1400	1400mm	<a href="#">\$89.60</a>	<a href="#">\$105.89</a>	\$162.90
	PP1450	1450mm	<a href="#">\$92.68</a>	<a href="#">\$109.53</a>	\$168.50
	PP1500	1500mm	<a href="#">\$95.73</a>	<a href="#">\$113.14</a>	\$174.06
PLEASE ENQUIRE AS TO WHETHER DELIVERY IS AVAILABLE			POA		

BEFORE ORDERING PLEASE CONFIRM PRICING & AVAILABILITY  
CUSTOM WIDTH & RAKED PANELS AVAILABLE - POA

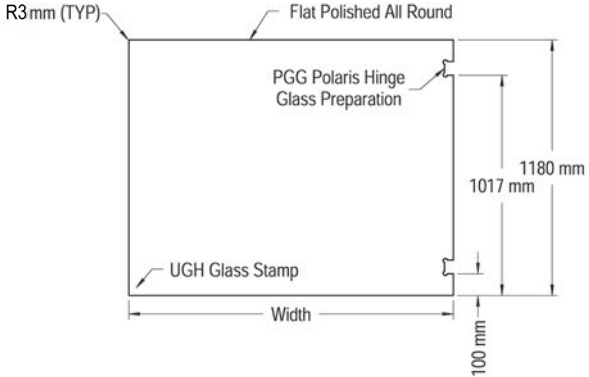
STANDARD TRADE  
DISCOUNT FOR  
THIS SECTION

35%

BOX & BULK  
QUANTITY  
DISCOUNTS

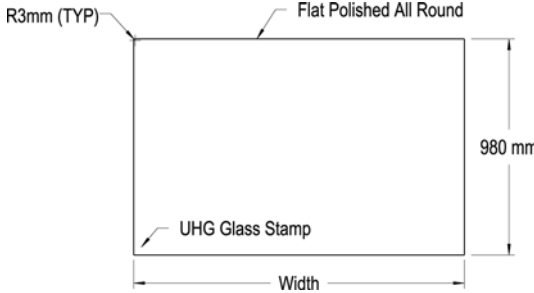
POA

### Frameless 12mm Ultraclear Toughened Glass Pool Fence Polaris Hinged Panels (1180mm high)

PRODUCT	CODE	PANEL WIDTH	UPFRONT PAYMENT TRADE PRICE	CREDIT ACCOUNT TRADE PRICE	RETAIL SALE PRICE
	PHP900	900mm	<a href="#">\$69.17</a>	<a href="#">\$81.74</a>	\$125.76
	PHP950	950mm	<a href="#">\$72.23</a>	<a href="#">\$85.36</a>	\$131.32
	PHP1000	1000mm	<a href="#">\$75.31</a>	<a href="#">\$89.00</a>	\$136.92
	PHP1050	1050mm	<a href="#">\$78.36</a>	<a href="#">\$92.61</a>	\$142.48
	PHP1100	1100mm	<a href="#">\$81.42</a>	<a href="#">\$96.22</a>	\$148.04
	PHP1150	1150mm	<a href="#">\$84.47</a>	<a href="#">\$99.84</a>	\$153.59
	PHP1200	1200mm	<a href="#">\$87.53</a>	<a href="#">\$103.45</a>	\$159.15
	PHP1250	1250mm	<a href="#">\$90.61</a>	<a href="#">\$107.09</a>	\$164.75
	PHP1300	1300mm	<a href="#">\$93.67</a>	<a href="#">\$110.70</a>	\$170.31
	PHP1350	1350mm	<a href="#">\$96.73</a>	<a href="#">\$114.32</a>	\$175.87
	PHP1400	1400mm	<a href="#">\$99.79</a>	<a href="#">\$117.93</a>	\$181.43
	PHP1450	1450mm	<a href="#">\$102.87</a>	<a href="#">\$121.57</a>	\$187.03
	PHP1500	1500mm	<a href="#">\$105.92</a>	<a href="#">\$125.18</a>	\$192.59

CUSTOM WIDTH POLARIS HINGED PANELS 850mm AND UNDER AVAILABLE - POA

### Frameless 12mm Ultraclear Toughened Glass Balustrade Panels (980mm high)

PRODUCT	CODE	PANEL WIDTH	UPFRONT PAYMENT TRADE PRICE	CREDIT ACCOUNT TRADE PRICE	RETAIL SALE PRICE
	BP900	900mm	<a href="#">\$46.53</a>	<a href="#">\$54.99</a>	\$84.60
	BP950	950mm	<a href="#">\$48.97</a>	<a href="#">\$57.87</a>	\$89.03
	BP1000	1000mm	<a href="#">\$51.40</a>	<a href="#">\$60.74</a>	\$93.45
	BP1050	1050mm	<a href="#">\$53.83</a>	<a href="#">\$63.62</a>	\$97.87
	BP1100	1100mm	<a href="#">\$56.29</a>	<a href="#">\$66.52</a>	\$102.34
	BP1150	1150mm	<a href="#">\$58.72</a>	<a href="#">\$69.39</a>	\$106.76
	BP1200	1200mm	<a href="#">\$61.15</a>	<a href="#">\$72.27</a>	\$111.18
	BP1250	1250mm	<a href="#">\$63.61</a>	<a href="#">\$75.17</a>	\$115.65
	BP1300	1300mm	<a href="#">\$66.04</a>	<a href="#">\$78.05</a>	\$120.07
	BP1350	1350mm	<a href="#">\$68.47</a>	<a href="#">\$80.92</a>	\$124.49
	BP1400	1400mm	<a href="#">\$70.93</a>	<a href="#">\$83.82</a>	\$128.96
	BP1450	1450mm	<a href="#">\$73.36</a>	<a href="#">\$86.70</a>	\$133.38
	BP1500	1500mm	<a href="#">\$75.79</a>	<a href="#">\$89.57</a>	\$137.80
	BP1600	1600mm	<a href="#">\$80.68</a>	<a href="#">\$95.35</a>	\$146.69
	BP1700	1700mm	<a href="#">\$85.55</a>	<a href="#">\$101.10</a>	\$155.54
	BP1800	1800mm	<a href="#">\$90.43</a>	<a href="#">\$106.88</a>	\$164.42
	BP1900	1900mm	<a href="#">\$95.70</a>	<a href="#">\$113.10</a>	\$174.00
	BP2000	2000mm	<a href="#">\$100.65</a>	<a href="#">\$118.95</a>	\$183.00

PLEASE ENQUIRE AS TO WHETHER DELIVERY IS AVAILABLE

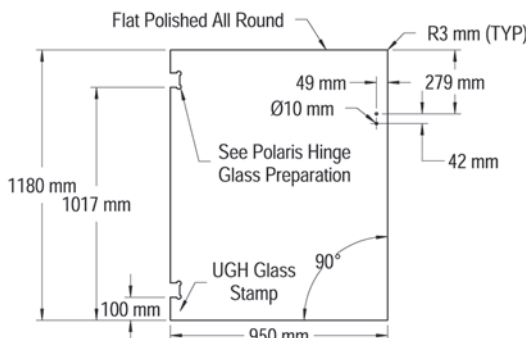
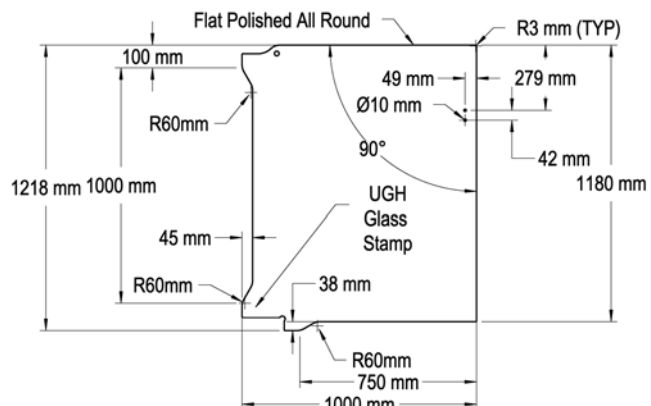
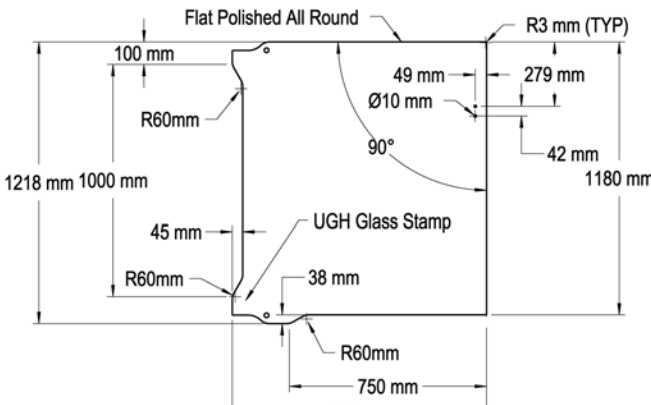
POA

BEFORE ORDERING PLEASE CONFIRM PRICING & AVAILABILITY - CUSTOM WIDTH PANELS AVAILABLE - POA

**MOST ORDERS ARE FREE INTO STORE, BY  
STANDARD ROAD FREIGHT, WHEN THEY TOTAL  
\$250 OR MORE INC. GST**

**SOME PRODUCTS MAY ATTRACT ADDITIONAL  
FREIGHT DUE TO THEIR WEIGHT OR SIZE**

### Frameless 12mm Ultraclear Toughened Glass Pool Fence Gate Panels

PRODUCT	CODE	PANEL WIDTH	UPFRONT PAYMENT TRADE PRICE	CREDIT ACCOUNT TRADE PRICE	RETAIL SALE PRICE
 <p>POLARIS HINGE GATE (PHG950 SHOWN ABOVE)</p>	CUSTOM WIDTH GATES 850MM AND UNDER AVAILABLE - POA				
	PHG900	900mm	<a href="#">\$93.50</a>	<a href="#">\$110.50</a>	\$170.00
	PHG900 SUITABLE FOR POLARIS LATCHES				
	PHG950	950mm	<a href="#">\$97.14</a>	<a href="#">\$114.79</a>	\$176.61
PHG950 SUITABLE FOR SLIMLINE LATCHES					
 <p>HYDRAULIC PATCH GATE</p>	HPG1000	1000mm	<a href="#">\$130.72</a>	<a href="#">\$154.49</a>	\$237.68
 <p>FLOOR SPRING GATE</p>	FSG1100	1100mm	<a href="#">\$142.66</a>	<a href="#">\$168.60</a>	\$259.38
PLEASE ENQUIRE AS TO WHETHER DELIVERY IS AVAILABLE			POA		

BEFORE ORDERING PLEASE CONFIRM PRICING & AVAILABILITY - CUSTOM WIDTH GATES AVAILABLE - POA

STANDARD TRADE  
DISCOUNT FOR  
THIS SECTION

**35%**

BOX & BULK  
QUANTITY  
DISCOUNTS

**POA**

PRODUCTS IN RED ARE SUPPLIED BY MANUFACTURED FRAMELESS GLASS SYSTEMS  
AND PRICES IN *ITALIC*, OR SHOWN AS POA, HAVE A LEADTIME

PRODUCTS IN BLUE ARE SUPPLIED BY MODERN FRAMELESS GLASS SYSTEMS  
AND PRICES IN *ITALIC*, OR SHOWN AS POA, HAVE A LEADTIME & UNDERLINED  
PRICING HAS NO DISCOUNT. ALL OTHER PRODUCTS ARE EXSTOCK + DELIVERY TIME

## POOL GATE HARDWARE

- 95. ELITE POOL GATE LATCHES & PIVOT ARMS
- 96. FLOORSPRINGS, PATCHES & POOL GATE HINGES
- 97. POOL GATE HINGES, SLIMLINE LATCHES & SPRING HINGES

### Glossary of Standard Finishes (Others available on request)

Plated:	C	Polished Chrome	Stainless:	PSS	Polished/Mirror
	SC	Satin Chrome (Brushed)		SSS	Satin/Brushed
	G	Polished Gold	Anodised:	PS	Polished Silver
	MB	Matt Black		PG	Polished Gold
Glass:	CL	Clear Toughened Glass		NA	Natural
	UC	Ultra Clear Toughened Glass		SSA	Satin Stainless

MOST ORDERS ARE FREE INTO STORE, BY  
STANDARD ROAD FREIGHT, WHEN THEY TOTAL  
\$250 OR MORE INC. GST

SOME PRODUCTS MAY ATTRACT ADDITIONAL  
FREIGHT DUE TO THEIR WEIGHT OR SIZE

### Elite Pool Gate Latches & Pivot Arms

PRODUCT		CODE	DESCRIPTION	T.P.G. PAGE	316 SSS/PSS
 PGL-P	 PGL	PGL-P	GLASS TO POST LATCH	9.1c	200.00
		PGL	GLASS TO GLASS LATCH	9.1a	270.00
		PL2			165.00
 PGL-PF	 PGL-PR	PGL-PF	GLASS TO SQUARE POST / WALL LATCH	9.1b	290.00
		PGL-PR	GLASS TO Ø50mm POST LATCH		
 PGL-90	 PGA-S2	PGL-90	90° GLASS TO GLASS LATCH	9.1c	289.00
		PGA-S2	SERIES 2 GLASS TO PATCH PIVOT ARM Slim across the top like a PGA-1 without screw heads or extra MP20 patch required and no screw heads on one side like a PGA-2. Same glass prep as PGA-2	9.2a	110.00
 PGA-1	 PGA-2	PGA-1	PATCH TO PATCH PIVOT ARM		98.00
		PGA-2	GLASS TO PATCH PIVOT ARM		174.00
 PGA-3R / PGA-3L	 PWA-1	PGA-3R	90° PATCH TO PATCH PIVOT ARM	9.2b	121.00
		PGA-3L			
		PWA-1	WALL/SQUARE POST MOUNT PIVOT ARM		63.00
 PWA-2	 PWA-3	PWA-2	WALL/SQUARE POST MOUNT PIVOT ARM	9.2c	119.00
		PWA-3	Ø50MM POST MOUNT PIVOT ARM		149.00

STANDARD TRADE  
DISCOUNT FOR  
THIS SECTION

35%

BOX & BULK  
QUANTITY  
DISCOUNTS

POA

### Floorsprings, Patches & Pool Gate Hinges for 10mm & 12mm Glass

PRODUCT		CODE	DESCRIPTION		T.P.G. PAGE	SSS/PSS	MATT BLACK
		FH-100NHO	OZONE HYDRAULIC PATCH FITTING - NHO 316 Stainless Steel Covers, Suitable for 8-12mm Toughened Glass with a max 100kg weight & 1000mm width. Used with PWA-1 has 12mm Glass Clearance to wall/post & PGA-1 has 7mm Glass Clearance DOWNLOAD MORE FH-100 DETAILS FROM OUR WEBSITE		9.3a	305.00	
		FH-100 PIVOT	Bottom Pivot for above Hydraulic Patch Fittings			55.00	
		FH-5	Packer for Ozone Hydraulic Patch Fitting 5mm & 10mm			25.00	
		FH-10				45.00	
		MFX840WNHO	WEAK NON HOLD OPEN FLOORSPRING with Stainless Steel Painted Box & 316 Stainless Steel Covers				
		GFSSC	GEZE SEALING COMPOUND Quantity for filling 2 x MFX840WNHO		N/A	80.00	N/A
 MFX5 to 40		MFX5 to 40	MODERN EXTENDED SPINDLES IN 5mm INCREMENTS		9.4a	25.00 to 54.00	
		MP10P	BOTTOM PATCH FITTING (316 covers)			78.00	
		MP20P	TOP PATCH FITTING (316 covers - MP34)				
 SH/070	 SH/071	SH/070	NON HOLD OPEN BILOBA HYDRAULIC HINGE  Max 1000mm Width 25 Micron Brushed NA (2 per set)		9.5a	POA	
		SH/071					180° Glass to Glass 80kg Cap
 120PGW		120PGW	POLARIS GLASS TO GLASS POOL GATE HINGE (PAIR)  Max 900mm Width 45kg Weight Caoacity		9.6a	370.00 Upfront  395.00 Account	395.00 Upfront
		120PGG					425.00 Account
		 120PGG / 130PGG					130PGG



For glass prep & technical details please refer to the Polaris Soft Close Hinge Product Guide available for download from our website



**MOST ORDERS ARE FREE INTO STORE, BY  
STANDARD ROAD FREIGHT, WHEN THEY TOTAL  
\$250 OR MORE INC. GST**

**SOME PRODUCTS MAY ATTRACT ADDITIONAL  
FREIGHT DUE TO THEIR WEIGHT OR SIZE**






### Pool Gate Hinges, Polaris Latches, Slimline Latches & Spring Hinges for 10mm & 12mm Glass

PRODUCT	CODE	DESCRIPTION	T.P.G. PAGE	SSS	PSS	MATT BLACK
 120PRP	 120PSP	120PRP POLARIS GLASS TO Ø50 DIA POST GATE HINGE (PAIR)	9.6a	385.00 Upfront 415.00 Account	POA	POA
		120PSP POLARIS GLASS TO SQUARE POST GATE HINGE (PAIR)		380.00 Upfront 405.00 Account		
	LA2GG180L	POLARIS 180° GLASS TO GLASS LATCH with Clamp Mounted Keeper & Black Magna Latch		120.00 Upfront	135.00 Upfront	
 LA2GG90L	 LA2GWL	LA2GG90L POLARIS 90° GLASS TO GLASS LATCH with Clamp Mounted Keeper & Black Magna Latch		130.00 Account	145.00 Account	
		LA2GWL POLARIS GLASS TO WALL / POST LATCH Black Magna Latch				

For glass prep & technical details please refer to the Polaris Soft Close Hinge Product Guide available for download from our website

 PGS75	 PGR75	PGS75	SLIMLINE GLASS TO WALL / POST LATCH Black Magna Latch	9.7a	230.00	POA
		PGR75	SLIMLINE GLASS TO Ø50mm POST LATCH Black Magna Latc (Shown with Stainless Vizage Latch)			
 PG180	 PGC90	PG180	SLIMLINE 180° GLASS TO GLASS LATCH with Clamp Mounted Keeper & Black Magna Latch	9.7b		
		PGC90	90° OUTSWING GLASS TO GLASS LATCH with Clamp Mounted Keeper & Black Magna Latch			
 PG135	 PGC90-IN	PG135	SLIMLINE 135° GLASS TO GLASS LATCH with Clamp Mounted Keeper & Black Magna Latch	9.7c		
		PGC90-IN	90° INSWING GLASS TO GLASS LATCH with Clamp Mounted Keeper & Black Magna Latch			

Add \$35.00 to above for Lockable Black Magna Latch & \$70.00 to Slimline above for Stainless Vizage Latch

 MLSPS2	 MLSPS2L	MLSPS2 SIDE PULL MAGNA LATCH	N/A	55.00	N/A	
		MLSPS2L LOCKING SIDE PULL MAGNA LATCH		65.00		
 PGH77	 PGH77L	PGH77 GLASS TO SQUARE POST HINGE	9.8a	90.00		
		PGH77L GLASS TO WALL/POST HINGE		108.00		
 PGH77EM	 PH01	PGH77EM GLASS TO Ø50mm POST HINGE	9.8b	90.00		
		PH01 180° GLASS TO GLASS HINGE		95.00	115.00	

STANDARD TRADE  
DISCOUNT FOR  
THIS SECTION

10%

BOX & BULK  
QUANTITY  
DISCOUNTS

POA

### Glazing Supplies & Tools

PRODUCT	CODE	DESCRIPTION	QUANTITY	PRICE
	330-1	Standard Knife with Breakaway Blades	EA	17.00
	4829	New Born Gator Silicon Gun		40.00
 	SP1 SP2	Silicon Spatula		4.00 7.50
	GG1	Blue Glass Gloves	1 Pair	4.50
	VL8PY	Glass Lifting Sucker - 56kg	EA	145.00
	TGC	Glass Cutter		30.00
	MGS	Mini Glass Sucker - 25kg		35.00
	PP1.5 to PP10	1.5mm Blue, 2mm Red, 3mm Orange, 4mm Yellow, 5mm Grey, 6mm Black, 10mm Brown Plastic Packers		25 cents to 85 cents
	PH25	Phillips Head Bits - 25mm & 50mm	Packs of 2	2.50
	PH50			3.50
	30-112	Single Edge Razor Blades	Box of 100	15.00
	MCSB15	1.5mm x 5mm x 50mm Clear Setting Block	100	16.00
	MCSB310	3mm x 10mm x 75mm Clear Setting Block		18.50
	MCSB510	5mm x 10mm x 75mm Clear Setting Block		25.00
	MNSG20	Non Shrink Grout	1	26.00
	MNSG20-QS	Quick Set Non Shrink Grout	1	75.00 Upfront 80.00 Account

Images may only be indicative of the type of product

MOST ORDERS ARE FREE INTO STORE, BY  
STANDARD ROAD FREIGHT, WHEN THEY TOTAL  
\$250 OR MORE INC. GST

SOME PRODUCTS MAY ATTRACT ADDITIONAL  
FREIGHT DUE TO THEIR WEIGHT OR SIZE

### Glazing Supplies & Tools - Continued.....

PRODUCT	CODE	DESCRIPTION	QUANTITY	PRICE
	MQPD6	Standard Quad 6mm Bit	EA	10.00
	MSPD6	Standard Spade Head 6mm Bit		9.00
	MPESD6	Porcelain Spade Head 6mm Bit		18.50
	MPERD6	Porcelain Round Head 6mm Bit		13.50
	SPDG	Suction Pad Drill Guide		36.00
 MCD15	MCD15	Chrome Domes, 15mm Dia with Plastic Bushes	1 Set	0.75
	MR01	1.6mm x 12mm/18mm Double Sided Tape	1 Roll	44.00
	MR02			
 N-600 WET	N-600 WET	Neutral Cure Antifungal Silicon (Translucent)	20 x Tubes	106.00
			1 Tube	7.50
	PROSIL 10	Neutral Cure General Purpose Silicon (Translucent & Black)	20 x Tubes	93.00
	PROSIL 10B		1 Tube	7.00
 MGC500	MGC500	500gm Aerosol Glass Cleaner	1 Can	8.50
	MMES500	Mirror Edge Sealer Reduces deterioration caused by excess humidity, etc.	1 Can	19.50

Images may only be indicative of the type of product

## PAYMENT OPTIONS

To assist with your investment in our hardware,  
we would like to offer the following options:

1. Cash at our [Miranda warehouse for Modern Frameless Glass Systems Pty Ltd](#) or  
at our [Penrith warehouse for S & L Manufacturing Pty Ltd \(trading as Manufactured  
Frameless Glass Systems\)](#)

2. Direct Credit to these bank accounts:

[Modern Frameless Glass Systems Pty Ltd](#)  
[Commonwealth Bank, BSB. 062-177, Account No. 10145295](#)

[S & L Manufacturing Pty Ltd \(trading as Manufactured Frameless Glass Systems\)](#)  
[Commonwealth Bank, BSB. 062-177, Account No. 10287138](#)

- Please email Remittance Advice to [customer.service@mfgs.com.au](mailto:customer.service@mfgs.com.au)

3. Credit Card:

- Email order and Credit Card Authority Form to 02 9522 4102
  - AMEX may attract a surcharge
- Eftpos available over the counter at our warehouses.

4. Cheque:

- May need to be cleared prior to delivery or pickup

5. Account:

- Credit Account - Subject to Approval (Download form from [www.mfgs.com.au](http://www.mfgs.com.au))  
Please note: a 50% deposit may be required on all Custom & Non-stock items

Our aim is to provide you with a suitable method of payment which enables you to settle  
your account on the due date and to this end we reserve the right to alter account terms  
if required.

## CREDIT CARD AUTHORISATION FORM

Date: .....

Company Name: .....

ABN: ..... Contact Name & Position: .....

Invoice Number/s: .....

I authorise **Modern Frameless Glass Systems Pty Ltd** or **S & L Manufacturing Pty Ltd (t/a Manufactured Frameless Glass Systems)**

to debit my credit card for our Monthly Account Payment ☐, or the amount of \$.....

Cardholders Name: .....

VISA ☐

MASTERCARD ☐

AMEX ☐

Card No.

Expiry Date: / Cardholders Signature: .....

PLEASE EMAIL (customer.service@mfgs.com.au) THIS FORM  
ALONG WITH A COPY OF BOTH SIDES OF THE CREDIT CARD  
(IN YOUR NAME) AND BOTH SIDES OF YOUR DRIVERS LICENCE

## Terms and Conditions of Quotation & Sale

These are Terms and Conditions of Sale of all products and services supplied by **Modern Frameless Glass Systems Pty Ltd (ABN 16 059 018 441)** ("Company") and **S & L Manufacturing Pty Ltd (ABN 36 603 849 716)** ("Company"). Except as otherwise expressly agreed upon in writing between a duly authorised officer of the Company and the Customer, these Terms and Conditions will apply notwithstanding any provisions to the contrary which may appear on any order form or other document issued by any Customer.

### General

1. The Company will provide the Customer with a price list setting out the prices of the products. The Company may update the price list from time to time without notice to the Customer.
2. All orders placed with the Company are subject to these Terms and Conditions and the Company may, at any time and from time to time, vary or alter these Terms and Conditions. Any such variation to these Terms and Conditions will apply upon notification by the Company to the Customer.
3. If a Customer cancels or alters any order or part order for special products or standard products with special materials at any time after the Company has received the order, then the Company reserves the right to charge to the Customer the cost of the special products and materials already acquired for the order together with cost of the labour and tooling expended to the date of such cancellation or alteration.
4. Commencement of provision of products based on quotation is subject to approval from the Company of the Customer's Credit Application.
5. Any representation, warranty, condition or undertaking that would be implied into these Terms and Conditions by legislation, common law, equity, trade, custom or usage is excluded to the maximum extent permitted by law. Nothing in these Terms and Conditions excludes, restricts or modifies any condition, warranty, right or remedy conferred on a party by the Competition and Consumer Act 2010 or any other applicable Australian law that cannot be excluded, restricted or modified by agreement.
6. Where the Customer has more than one proprietor, or where there is more than one Applicant under a Credit Application, the liability of those applicants or proprietors under these Terms and Conditions will be joint and several.
7. "Customer" means both the Customer in these Terms and Conditions and the Applicant under the Credit Application.

### Pricing

8. All quotations remain valid for 30 days from the date of quotation, unless otherwise specified.
9. Quotations costed from sketches, plans, schedules or specifications provided by the Customer are subject to the accuracy of the information provided. The Company will not be liable for inaccuracies of quantity, dimension, material or position actually required or used exceeding the quotation.
10. Any items or specifications outside the quotation, or any reduction in items or specification may be re-quoted. In the event of a price not being agreed upon for extra variations prior to execution the same shall be to the Buyer at the normal rates in force by the Seller at the time of performance of the work.
11. If there is any error or omission in a quotation, the Company reserves the right to amend the quotation price. This clause applies even if the quotation has been accepted by the Customer.
12. Unless otherwise stated, all prices quoted are GST exclusive. GST will be added in relation to delivery, supply and installation of all goods and services.

### Terms of Payment

13. All payments due to the Company are to be made, without retention, within thirty (30) calendar days from the end of the calendar month during which the invoice was issued to the Customer by the Company. Payment will be considered to be made when the funds are cleared in the Company's nominated bank account.
14. If the Customer fails to make payment in accordance with the terms of clause 10, the Company will be entitled to:
  - a) charge default interest at the rate of 2% per month on all overdue

amounts (including late payment charges and amounts other than the price) calculated daily on and from the due date for payment and the parties agree that any amount so calculated is not a penalty but rather an accurate pre-estimate of the damage to be incurred by the Company. Payments received from the Customer will be credited first against any default interest, then in payment of services and then against payment of any goods, and all such charges will be payable on demand;

- b) claim from the Customer, all costs relating to any action taken by the Company to recover money due from the Customer including any legal costs and disbursements on a solicitor-client basis;
- c) cease all work remaining to be performed by the Company under the quotation and terminate any agreement in relation to delivery of products that have not been delivered prior to the Customer's default; and
- d) require the payment of cash upon delivery of any further products.

### Delivery & Inspection

15. Any date or time quoted by the Company for delivery is an estimate only and the Company will endeavour to meet that estimate, but failure to do so will not confer on the Customer any right of cancellation on the Customer's part or render the Company liable for any loss or damages directly or indirectly sustained by the Customer as a result thereof.
16. The Company's obligation to deliver will be discharged on arrival of the products at the Customers nominated delivery destination, nominated transport company, nominated agent or the address appearing on the quotation.
17. The Customer will examine the products immediately after delivery and the Company will not be liable for any mis-delivery, shortage, defect or damage unless the Company receives details in writing from the Customer within 7 calendar days of the date of delivery of the products.
18. All goods correctly supplied as ordered returned for credit unmarked and undamaged will be subject to 10% minimum handling charge to cover administration costs plus freight, tolls etc. The Customer will be responsible for the costs of returning the product, including but not limited to disassembly, alteration and transport to the Company or from such depot as were originally obtained.

### Property and Risk

19. Subject to clauses 19 and 20, notwithstanding delivery of products, title in any products supplied and/or installed will remain with the Company until the Customer has paid and discharged any and all indebtedness to the Company on any account whatsoever including all applicable sales taxes and other taxes, levies and duties. Any payment made by or on behalf of a Customer that is later avoided by the application of any Statutory Provision will be deemed not to discharge the Customer's indebtedness and in such an event the parties are to be restored to rights each respectively would have had if the payment had not been made.
20. The risk in any products supplied and/or installed will pass to the Customer upon delivery (actual or constructive) to the Customer.
21. The Customer acknowledges that if he is in possession of any products supplied and/or installed, he holds such, solely as a fiduciary bailee for the Company until payment has been made in full to the Company as described in clause 10.
22. To the extent permitted at law, the Company will not be liable to the Customer or any third party for liquidated damages in any form, any delay costs, consequential loss including (without limitation) any loss of profits, loss of revenue, loss of production, loss of business opportunity, loss of goodwill, loss of business reputation, economic loss or any indirect, remote and/or unforeseeable loss. The aggregate liability of the Company in damages (however arising) in respect of any act or omission of the Company's in connection with its obligations under these Terms and Conditions will not exceed the amount of one hundred dollars (AUD\$100), even if the Company has been advised by the Customer as to the possibility of such loss being incurred.



### Terms and Conditions of Quotation & Sale - cont.....

23. If the Customer re-supplies the goods in trade, then in respect of the supplies by the Customer to its customers the Customer shall:

a) ensure its customers are notified at or before the time goods are supplied, that the Company does not undertake that repair facilities and/or parts will be available for the goods beyond the duration of any standard product warranty, which is supplied with the goods;

b) List all known defects in the goods:

i. on a notice displayed with the goods; and  
ii. on any sales agreement, docket, receipt or credit card voucher and shall keep a copy of the same..

24. The Customer hereby indemnifies the Company and shall keep the Company indemnified from and against all losses, costs, penalties, liabilities or expenses suffered or incurred by the Seller as a result of or arising out of the Customer's breach of the provisions of clause 23.

25. As security for payment, the Customer (and where applicable each Guarantor) agrees to grant the Company a Security Interest (as defined in the Personal Property Securities Act 2009 (Cth) (PPSA)) in the outstanding payments and all after acquired property and an irrevocable right to register this interest against it or its property (as the case may be) on the Personal Property Securities Register established under Chapter 5 of the PPSA (Register) including (without limitation) where applicable, as a purchase money security interest. The Customer grants the Company an irrevocable right to search the Register from time to time in relation to it or its property. The Customer agrees for the purposes of the PPSA and to the extent permitted by law, Sections 95, 121(4) 128, 129, 130, 132(3)(d), 132(4), 135 and 143 of the PPSA have no application to these arrangements and the Company is not required to give notice under section 135 of the PPSA. If the Company receives any notice in relation to the Customer under section 64 of the PPSA, all outstanding payments will become immediately due and payable. The Customer agrees to pass such resolutions, execute and sign any documents or forms, as required from time to time to formalise, affirm or perfect the said Security Interest.

26. To secure payment of all monies which may become payable to the Company by the Customer, the Customer hereby charges all of its real property (including all real property acquired after the date of these Terms and Conditions) whatsoever and wheresoever situated and all of the Customer's estate and interest therein, in favour of the Company with the payment of all sums of money whether present future or contingent to which the Customer may become liable to pay to the Company and the Customer covenants to deliver to the Company within 7 days of written demand a memorandum of mortgage in registrable form, payable on demand and incorporating the covenants contained in Memorandum No.Q860000 registered at the Land and Property Management Authority in New South Wales and the Customer authorises and consents to the Company taking all action necessary to give effect to this security including the lodgement of a caveat upon title of the Customer's real property. The Customer hereby irrevocably appoints the Company and any person nominated by the Company (including without limitation any credit manager or solicitor engaged by the Company) severally as my lawful attorney with power to execute sign, seal and deliver (which delivery may be subject to such Terms and Conditions as the attorney thinks fit) such mortgage or other document to give effect to this security.

Consumer Law

27. Our goods come with guarantees that cannot be excluded under the Australian Consumer Law. You are entitled to a replacement or refund for a major failure and compensation for any other reasonably foreseeable loss or damage. You are also entitled to have the goods repaired or replaced if the goods fail to be of acceptable quality and the failure does not amount to a major failure. The term "major failure" has a defined meaning under the Australian Consumer Law.

28. No additional express warranty for defects or otherwise are provided for our products. Consumers may rely upon their statutory rights and

remedies under the Australian Consumer Law.

29. The Company can be contacted in relation to claims as follows:

a) Telephone Number: 02 95223983

b) Email Address: customer.service@mfgs.com.au

c) Mailing address: PO Box 3239 Kirrawee NSW 2232

30. Any cost incurred in contacting us or delivering the product to us will be borne by you.

Force Majeure

31. The Company will not be liable for any failure or delay in supply, delivery or installation where such failure or delay is wholly or partly due to any cause or circumstances whatsoever outside the reasonable control of the Company including, but not limited to war, strikes, lockouts, industrial disputes or unrest, government restrictions or intervention, transport delays, fire, act of God, breakdown of plant, shortage of supplies or labour, storms or tempest, vandalism or riot, civil commotions or accidents of any kind (each an "Event of Force Majeure"). The Company's obligations will be suspended until the Event of Force Majeure ceases to cause the failure or delay (as the case may be). The Customer will not be relieved of any obligation to make payment to the Company regardless of any party being affected by an Event of Force Majeure.

Licence

32. The Customer hereby irrevocably grants to the Company its agents and servants an unrestricted licence, without notice, to enter premises occupied by the Customer to identify and remove any of the products the property of the Company or which the Company has a Security Interest in, in accordance with these Terms and Conditions of Sale without in any way being liable to the Customer or any person claiming through the Customer. The Company will have the right to sell or dispose of any such products removed or otherwise in its sole discretion and will not be liable for any loss occasioned thereby.

33. The Company licences the Customer to install the products if appropriate. If the products are affixed to other materials the totality thereof will be the sole and exclusive property of the Company until payment as defined in clause 10 has been made in full to the Company unless the other materials or part thereof are or is the property of a party or parties other than the Customer's in which case the totality thereof will be deemed to be owned as tenants in common with such other party or parties in shares corresponding to the respective amounts paid or payable by the Customer in respect of such other party or parties.

Termination

34. If the Customer fails to comply with any of these Terms and Conditions or the Credit Application Terms (if applicable) being a natural person or persons commits any act of bankruptcy or being a corporation passes a resolution for winding up or liquidation (other than for the purpose of reorganisation or reconstruction) or enters into any composition or arrangement with creditors or if a receiver, manager, receiver manager or administrator is appointed for any property or assets of the Customer or becomes liable to be wound up by reason of insolvency or if any petition is presented for its winding up, or if a Liquidator or Provisional Liquidator is appointed, the Company may, in addition to exercising all or any of its rights against the Customer, suspend any further deliveries and immediately enter premises occupied by the Customer to recover possession of any products not paid for in accordance with these Terms and Conditions without in any way being liable to the Customer or any person claiming through the Customer.

Governing Law & Jurisdiction

35. The Customer agrees that these Terms and Conditions will be construed according to the Laws of the State of New South Wales. The Customer consents to any proceedings being instituted and heard by any appropriate Court sitting in the State of New South Wales applying the Laws of New South Wales.

# Modern Frameless Glass Systems Pty Ltd

PO Box 3239, Kirrawee 2232

Unit 13 / 205-213 Port Hacking Road Miranda 2228

Mon to Fri - 8am to 4pm

P: 02 9522 3983

F: 02 9522 4102

[customer.service@mfgs.com.au](mailto:customer.service@mfgs.com.au)

[www.mfgs.com.au](http://www.mfgs.com.au)

S & L Manufacturing Pty Ltd trading as  
**Manufactured Frameless Glass Systems**

Unit 11 / 26-32 Abel Street Jamisontown 2750

Mon to Fri - Please Call First

P: 02 4708 2563

[manufacturing@mfgs.com.au](mailto:manufacturing@mfgs.com.au)

[www.mfgs.com.au](http://www.mfgs.com.au)

