



MODERN FRAMELESS
GLASS SYSTEMS

*TOUGHENED TO
AUSTRALIAN STANDARDS*



Modern's New
Range of Ultraclear
Toughened Glass
Shower Panels

P: 02 9522 3983

customer.service@mfgs.com.au | mfgs.com.au

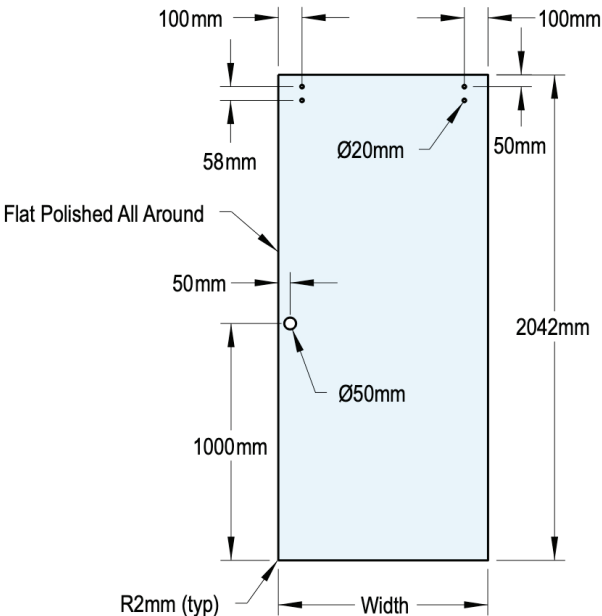
Images are for representation purpose only



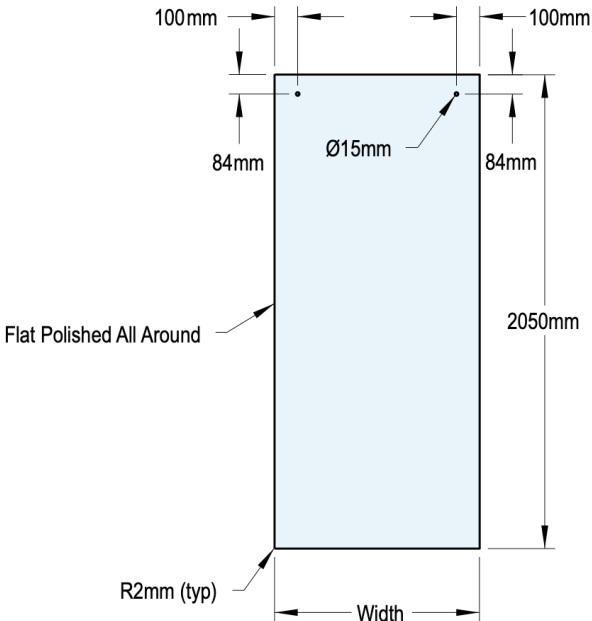
Modern's 10mm Ultraclear Toughened Glass Sliding Shower Panel System:

- Low Iron with a Blue Edge.
- Over 230 Inline width configurations from 1185 to 2825mm using 2 to 3 panels. Return panels will increase these widths by 10 to 20mm.
- For overall width guidance, please Download PDF tables from www.mfgs.com.au
- Overall shower widths are based on panels installed with MB10, MBS10, MB10HL & MBS10HL brackets.
- If wall channels are preferred, overall widths will change.
- Our Sliding Shower Return Panels can also be used as Single Fixed Panels with a rail and brackets for bracing.
- Glass Shelves and Bracing bars are available to stabilize return panels.

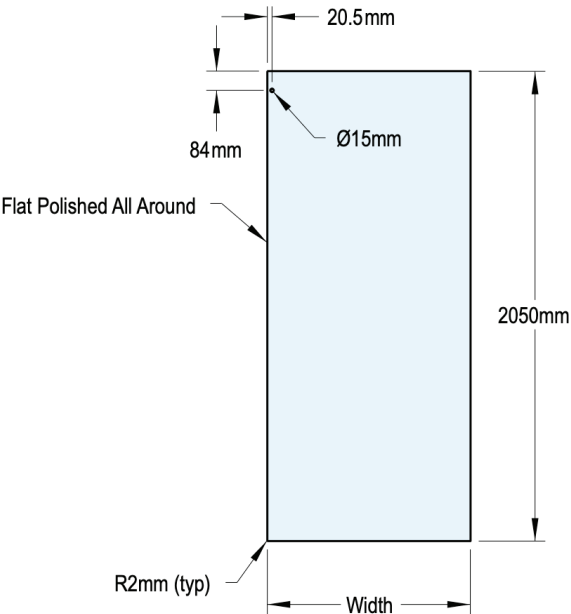
10mm ULTRACLEAR TOUGHENED GLASS SLIDING SHOWER DOOR PANELS					
Product Code	Width (mm)	Height (mm)	Square Metres	Weight (kg)	Retail Price
SSD625	625	2042	1.28	32	\$107
SSD675	675	2042	1.38	35	\$116
SSD725	725	2042	1.48	37	\$124
SSD775	775	2042	1.58	40	\$133
SSD825	825	2042	1.68	42	\$142
Option to use existing Polished Hole or SDFP60 Finger Pull					
Left or Right Side Use					
Custom size panels available					
Pickup from Miranda Warehouse by appointment or Enquire about delivery					



10mm ULTRACLEAR TOUGHENED GLASS SLIDING SHOWER FIXED PANELS					
Product Code	Width (mm)	Height (mm)	Square Metres	Weight (kg)	Retail Price
SSF625	625	2050	1.28	32	\$104
SSF725	725	2050	1.49	37	\$121
SSF825	825	2050	1.69	42	\$137
SSF925	925	2050	1.90	48	\$154
SSF1025	1025	2050	2.10	53	\$171
Left and/or Right Side Use					
Custom size panels available					
Pickup from Miranda Warehouse by appointment or Enquire about delivery					



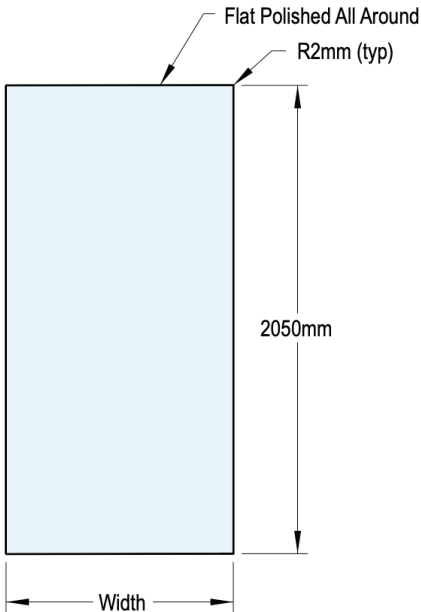
10mm ULTRACLEAR TOUGHENED GLASS SLIDING SHOWER RETURN PANELS					
Product Code	Width (mm)	Height (mm)	Square Metres	Weight (kg)	Retail Price
SSR897	897	2050	1.84	46	\$146
SSR947	947	2050	1.94	49	\$155
SSR997	997	2050	2.04	51	\$163
SSR1047	1047	2050	2.15	54	\$171
Left and/or Right Side Use					
Custom size panels available					
Pickup from Miranda Warehouse by appointment or Enquire about delivery					



Modern's 10mm Ultraclear Toughened Glass Hinged Shower Panel System:

- Low Iron with a Blue Edge.
- Our Return Panels can also be used as Single Fixed Panels.
- Over 250 configurations for inline and corner showerscreens using a combination of the following panels.
- For overall width guidance please Download PDF tables from www.mfgs.com.au
- Overall shower widths are based on panels installed with MB10, MBS10, MB10HL & MBS10HL brackets.
- If wall channels are preferred, overall widths will change.
- Glass Shelves and Bracing bars are available to stabilize fixed and return panels.

10mm ULTRACLEAR TOUGHENED GLASS HINGED SHOWER RETURN PANELS					
Product Code	Width (mm)	Height (mm)	Square Metres	Weight (kg)	Retail Price
SHR797	797	2050	1.63	41	\$129
SHR847	847	2050	1.74	44	\$137
SHR897	897	2050	1.84	46	\$145
SHR947	947	2050	1.94	49	\$154
SHR997	997	2050	2.04	51	\$162
SHR1047	1047	2050	2.15	54	\$170
SHR1097	1097	2050	2.25	56	\$178
SHR1147	1147	2050	2.35	59	\$186
SHR1197	1197	2050	2.45	61	\$194
SHR1247	1247	2050	2.56	64	\$203
SHR1297	1297	2050	2.66	67	\$210
SHR1397	1397	2050	2.86	72	\$227
Custom size panels available					
Pickup from Miranda Warehouse by appointment or Enquire about delivery					



10mm ULTRACLEAR TOUGHENED GLASS HINGED SHOWER DOOR PANELS

Product Code	Width (mm)	Height (mm)	Square Metres	Weight (kg)	Retail Price
SHD625H	625	2040	1.28	32	\$110
SHD650H	650	2040	1.33	33	\$115
SHD675H	675	2040	1.38	35	\$119
SHD625K	625	2040	1.28	32	\$109
SHD650K	650	2040	1.33	33	\$114
SHD675K	675	2040	1.38	35	\$118

Hinge left or right side

Custom size panels available

Pickup from Miranda Warehouse by appointment
or Enquire about delivery

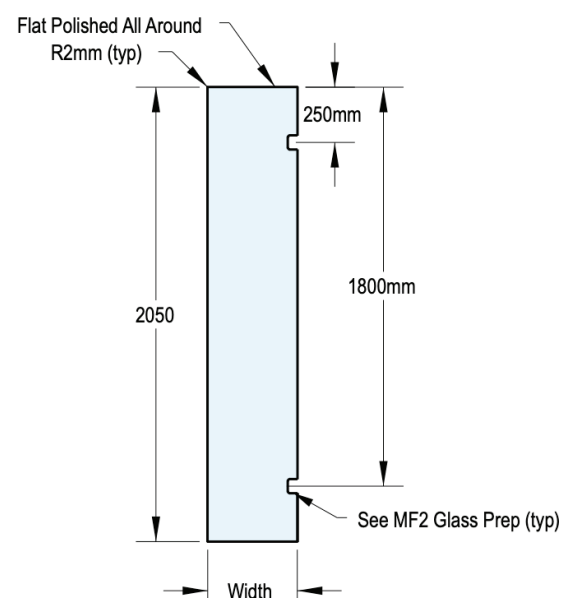
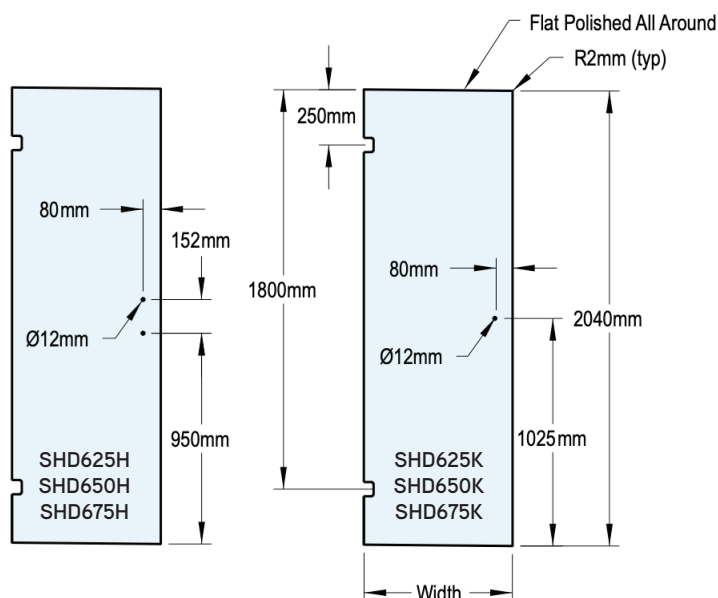
10mm ULTRACLEAR TOUGHENED GLASS HINGED SHOWER FIXED PANELS

Product Code	Width (mm)	Height (mm)	Square Metres	Weight (kg)	Retail Price
SHF206	206	2050	0.42	11	\$48
SHF256	256	2050	0.52	13	\$57
SHF306	306	2050	0.63	16	\$59
SHF356	356	2050	0.73	18	\$66
SHF406	406	2050	0.83	21	\$75
SHF456	456	2050	0.93	23	\$82
SHF506	506	2050	1.04	26	\$90

Hinge left or right side

Custom size panels available

Pickup from Miranda Warehouse by appointment
or Enquire about delivery



Modern's new range of 10mm Ultraclear Toughened Glass Panels are complemented by the following hardware:

- F001, F002 & F003 Sliding Shower Kits & components.
- MB10, MBS10, MB10HL & MBS10HL Wall/Floor Brackets.
- MF/BMF Range Shower Hinges
- Several Shower Knobs
- M152 & MS152 Shower Handles
- MWB10 & MWS3 Waterbars
- Door Stops
- Glass Shelves & Bracing Bars
- Shower Hob

MFGS

MODERN FRAMELESS
GLASS SYSTEMS

www.mfgs.com.au

02 9522 3983

customer.service@mfgs.com.au